

SPECIFICATIONS

1-1/2" Model 2750 Escutcheon
1-1/2" Model 2930 Satin Brass Pin Lug Coupling
1-1/2" Model 2915 Lined 500 lb. Polyflex Hose (For Interior Standpipe)
1-1/2" Model 2962 U/L Satin Brass Fog Nozzle
1-1/2" Model 2792 Red Polyester coated Steel U/L & ◀FM▶ Hose Rack
Model 1985 Instructional Decal

Nipple Mounted:

1-1/2" Model 4070 Rough Brass 300 lb. U/L & ◀FM▶ Angle Valve
1-1/2" Model 2755 Satin Brass Hose Rack Nipple

MODEL SELECTION

- 2505 50'
- 2507 75'
- 2510 100'

PRODUCT OPTIONS

MOUNTING TYPES:

- E WALL BRACKET - 1-1/2" Model 4060 Rough Brass 300 lb. U/L Angle Valve
- G PIPE CLAMP - (For ___ Pipe)
1-1/2" Model 4060 Rough Brass 300 lb. U/L Angle Valve

FINISHES:

- A Rack - Red Enamel
Valve - Rough Brass
Trim - Polished Brass
- B Rack - Red Enamel
Valve - Polished Brass
Trim - Polished Brass
- C Rack - Polished Chrome Plated
Valve - Rough Chrome Plated
Trim - Rough Chrome Plated
- D Rack - Polished Chrome Plated
Valve - Polished Chrome Plated
Trim - Polished Chrome Plated



PRODUCT OPTIONS (cont.)

EQUIPMENT:

- 10 Model 2760 1-1/2" Brass Automatic Drain Valve
- 11 Model 2765 Adjustable Brass Pressure Restricting Device
- 12 Model 2770 1-1/2" Brass Restricting Disc
- 14 Model 4090 1-1/2" Double Female Adjustable Pressure Restricting Angle Valve
- 16 Model 4010 1-1/2" Double Female Pressure Regulating Angle Valve
- 18 Model 4042 Double Female Pressure Regulating Valve
- 21 Model 2915 Single Jacket Lined 300 lb. Test Polyflex U/L Labeled
- 23 Model 2926 Single Jacket Lined 500 lb. Test PR Superflex
- 24 Model 2926 Single Jacket Lined 500lb. Test PR Superflex U/L Labeled
- 31 Model 2935 Rocker Lug Coupling
- 32 Model 2941 Extruded Aluminum Coupling
- 42 Model 2960 Red Lexan Plastic Fog Nozzle
- 43 Model 2972 Brass Fog Nozzle with Rubber Bumper
- 44 Model 2980 Red Lexan Plastic "All Fog" Nozzle
- 45 Model 2985 Brass "All Fog" Nozzle with Rubber Bumper
- 46 Model 2993 Brass Fixed-Flow Adjustable Nozzle

Call Potter Roemer - Fire Pro for current listings and approvals. Dimensions are subject to manufacturer's tolerance and may change without notice. Potter Roemer - Fire Pro assumes no responsibility for use of void or superseded data. © Copyright Potter Roemer - Fire Pro, Member of Morris Group International™ Please visit potterroemer.com for most current specifications.

2500 SERIES

Date: 09/03/15

MEMBERSHIP



FIRE EQUIPMENT
MANUFACTURERS'
ASSOCIATION

ONFSA
NATIONAL IRRE SPRINKLER ASSOCIATION, INC.



POTTER ROEMER/FIRE PRO

Headquarters:
P.O. Box 3527
City of Industry, CA
91744 U.S.A.
Los Angeles Area
800-366-3473
626-855-4890

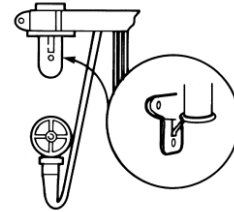
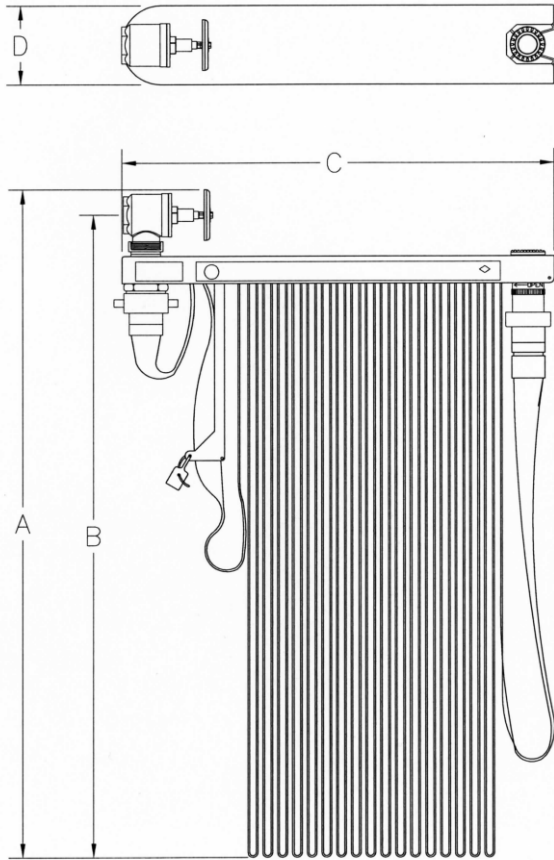
Also in:
New York (800) 526-4592
Chicago (800) 547-3473
Atlanta (800) 762-0542
Miami (866) 961-3473
Dallas (866) 644-3473

www.potterroemer.com

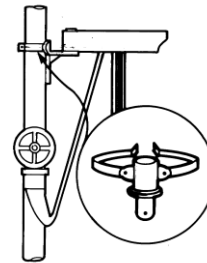
MODEL DIMENSIONS

Model No.	Hose Length	Valve Size	Hose Dia.	Dimensions			
				A	B	C	D
2505	50'	1-1/2"	1-1/2"	23-1/2"	22"	18"	4"
2507	75'	1-1/2"	1-1/2"	26"	24-1/2"	18"	4"
2510	100'	1-1/2"	1-1/2"	31"	29-1/2"	18"	4"

NOTE: Add 4" to hose rack assembly dimension "C" for Model 2926 PR-Superflex Hose



-E WALL BRACKET



-G PIPE CLAMP

Call Potter Roemer - Fire Pro for current listings and approvals. Dimensions are subject to manufacturer's tolerance and may change without notice. Potter Roemer - Fire Pro assumes no responsibility for use of void or superseded data. © Copyright Potter Roemer - Fire Pro, Member of Morris Group International™ Please visit potterroemer.com for most current specifications.

2500 SERIES

Date: 09/03/15

MEMBERSHIP



**FIRE EQUIPMENT
MANUFACTURERS'
ASSOCIATION**

ONFSA
NATIONAL IRRE SPRINKLER ASSOCIATION, INC.



CASPE
American Society of
Plumbing Engineers



POTTER ROEMER/FIRE PRO

Headquarters:
P.O. Box 3527
City of Industry, CA
91744 U.S.A.
Los Angeles Area
800-366-3473
626-855-4890

Also in:
New York (800) 526-4592
Chicago (800) 547-3473
Atlanta (800) 762-0542
Miami (866) 961-3473
Dallas (866) 644-3473

www.potterroemer.com