




TL-D MASTER TL-D Super 80



Efficient fluorescent lighting with improved color rendering

The MASTER TL-D Super 80 lamp offers more lumens per watt and better color rendering than TL-D standard colors. Furthermore, it has a lower mercury content. The lamp can be operated in existing TL-D luminaires.

Product Benefits

- Good color rendering
- Relatively high efficacy, both initially and during lamp lifetime, with high lumen maintenance
- Create atmospheres from warm white to cool daylight

Product Features

- Highly efficient 3-band fluorescent coating
- High initial light output compared with standard colors
- Low mercury dose
- Can be used with conventional or electronic gear
- Higher efficacy is achieved with electronic gear

Environment

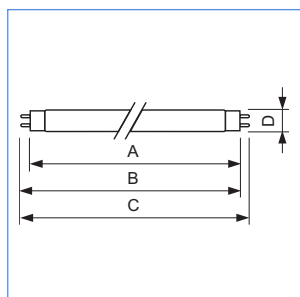
- Best environmental T8 choice because of TL-D /800 colors superior energy efficiency compared to TL-D Standard colors lamps
- RoHS compliant
- This product range is covered by WEEE

Application

- Suitable for use in a wide range of luminaires for TL-D fluorescent lamps for 'human' applications such as schools, offices, shops, factory halls etc.

Warnings and Safety

- A lamp breaking is extremely unlikely to have any impact on your health. If a lamp breaks, ventilate the room for 30 minutes and remove the parts, preferably with gloves. Put them in a sealed plastic bag and take it to your local waste facilities for recycling. Do not use a vacuum cleaner.





mm	A		B		C	D
	max.	min.	max.	max.	max.	max.
1	361.2	365.9	368.3	375.4	28	28
2	437.4	442.1	444.5	451.6	28	28
3	589.8	594.5	596.9	604.0	28	28
4	720.0	724.7	727.1	734.2	28	28
5	970.0	974.7	977.1	984.2	28	28
6	894.6	899.3	901.7	908.8	28	28
7	1199.4	1204.1	1206.5	1213.6	28	28
8	1047.0	1051.7	1054.1	1061.2	28	28
9	1500.0	1504.7	1507.1	1514.2	28	28
10	1763.8	1768.5	1770.9	1778.0	28	28

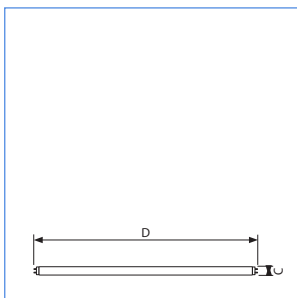
Type	Wattage/ Colour Code	Pack- ing type	Pack- ing config- uration		Colour Tem- pera- ture (K)	Luminous Flux EM 25°C, Rated (lm)	Lum Efficacy Rated EM 25°C (lm/W)	Life to 50% fail Preheat EL _{3h} (h)	Energy consumption kWh/1000h (kWh)		mm	Photo letter	Ordering number
MASTER TL-D Super 80	14W/840	ISL	25	G13	4,000	860	61.0	20,000	17	B	1	A	871150095381040
MASTER TL-D Super 80	14W/865	ISL	25	G13	6,500	765	55.0	20,000	18	B	1	A	871150095383440
MASTER TL-D Super 80	15W/827	ISL	25	G13	2,700	1,000	67.0	20,000	19	B	2	A	871150070278440
MASTER TL-D Super 80	15W/830	ISL	25	G13	3,000	1,000	67.0	20,000	19	B	2	A	871150070279140
MASTER TL-D Super 80	15W/840	ISL	25	G13	4,000	1,000	67.0	20,000	19	B	2	A	871150070280740
MASTER TL-D Super 80	15W/865	ISL	25	G13	6,500	930		20,000	19	B	2	A	872790091731400
MASTER TL-D Super 80	16W/830	INO	25	G13	3,000	1,220			20	A	3	A	872790091767300
MASTER TL-D Super 80	16W/840	INO	25	G13	4,000	1,200			20	A	3	A	872790091769700
MASTER TL-D Super 80	16W/840	ISL	25	G13	4,000	1,200	75.0	20,000	20	A	4	A	872790091733800
TLDRS	17W/TL850	INO	25	G13	5,000						11	B	872790091771000
MASTER TL-D Super 80	18W/827	ISL	25	G13	2,700	1,350	75.0	20,000	22	A	3	A	871150063162640
MASTER TL-D Super 80	18W/827	ISL	25	G13	2,700	1,350	75.0	20,000	22	A	3	A	871150089442740
MASTER TL-D Super 80	18W/830	ISL	25	G13	3,000	1,350	75.0	20,000	22	A	3	A	871150063165740
MASTER TL-D Super 80	18W/830	UNP	25	G13	3,000	1,350	75.0	20,000	22	A	3	A	871150061054640
MASTER TL-D Super 80	18W/835	ISL	25	G13	3,500	1,350	75.0	20,000	22	A	3	A	871150063168840
MASTER TL-D Super 80	18W/840	ISL	25	G13	4,000	1,350	75.0	20,000	22	A	3	A	871150063171840
MASTER TL-D Super 80	18W/840	ISL	25	G13	4,000	1,350	75.0	20,000	22	A	3	A	871150089212640
MASTER TL-D Super 80	18W/840	UNP	25	G13	4,000	1,350	75.0	20,000	22	A	3	A	871150061012640
MASTER TL-D Super 80	18W/865	ISL	25	G13	6,500	1,300	72.0	20,000	22	A	3	A	871150063177040
TL-D	18W/840	ISL	25	G13	4,000	1,350	75.0	20,000		A	12	C	871829125414000
TL-D	18W/850	ISL	25	G13	5,000	1,310	73.0	20,000		A	12	C	871829125416400
TL-D	18W/865	ISL	25	G13	6,500	1,275	71.0	20,000		A	12	C	871829125418800
TL-D 1m	18W/830	ISL	25	G13	3,000	1,350	75.0	20,000		A	12	C	871829125412600
MASTER TL-D Super 80	23W/830	ISL	25	G13	3,000	2,050	89.0	20,000	28	A	5	A	871150055863340
MASTER TL-D Super 80	23W/840	ISL	25	G13	4,000	2,050	89.0	20,000	28	A	5	A	871150055870140
MASTER TL-D Super 80	23W/865	ISL	25	G13	6,500	1,900	83.0	20,000	28	A	5	A	872790091737600
MASTER TL-D Super 80	30W/827	ISL	25	G13	2,700	2,400	80.0	20,000	36	A	6	A	871150063180040

More data see next page

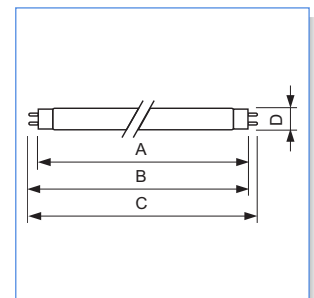
TL-D
MASTER TL-D Super 80 

Type	Wattage/ Colour Code	Pack- ing type	Pack- ing con- fig- uration		Colour Tem- pera- ture (K)	Luminous Flux EM 25°C, Rated (lm)	Lum Efficacy Rated EM 25°C (lm/W)	Life to 50% fail Preheat EL,3h (h)	Energy consumption kWh/1000h (kWh)		mm	Photo letter	Ordering number
MASTER TL-D Super 80	30W/830	ISL	25	G13	3,000	2,400	80.0	20,000	36	A	6	A	871150063183140
MASTER TL-D Super 80	30W/835	ISL	25	G13	3,500	2,400	80.0	20,000	36	A	6	A	872790091735200
MASTER TL-D Super 80	30W/840	ISL	25	G13	4,000	2,400	80.0	20,000	36	A	6	A	871150063186240
MASTER TL-D Super 80	30W/865	ISL	25	G13	6,500	2,300	76.7	20,000	36	A	6	A	871150063189340
TLDRS	32W/TL830	INO	25	G13	3,000						11	B	872790091775800
TLDRS	32W/TL841	INO	25	G13	4,100						11	B	872790091777200
TLDRS	32W/TL850	INO	25	G13	5,000						11	B	872790091779600
MASTER TL-D Super 80	36W/827	ISL	25	G13	2,700	3,350	93.0	20,000	42	A	7	A	871150063192340
MASTER TL-D Super 80	36W/827	ISL	25	G13	2,700	3,350	93.0	20,000	42	A	7	A	871150089444140
MASTER TL-D Super 80	36W/830	ISL	25	G13	3,000	3,350	93.0	20,000	42	A	7	A	871150063195440
MASTER TL-D Super 80	36W/830	UNP	25	G13	3,000	3,350	93.0	20,000	42	A	7	A	871150061017140
MASTER TL-D Super 80	36W/835	ISL	25	G13	3,500	3,350	93.0	20,000	42	A	7	A	871150063198540
MASTER TL-D Super 80	36W/840	ISL	25	G13	4,000	3,350	93.0	20,000	42	A	7	A	871150063201240
MASTER TL-D Super 80	36W/840	ISL	25	G13	4,000	3,350	93.0	20,000	42	A	7	A	871150063214040
MASTER TL-D Super 80	36W/840	UNP	25	G13	4,000	3,350	93.0	20,000	42	A	7	A	871150061018840
MASTER TL-D Super 80	36W/865	ISL	25	G13	6,500	3,250	90.0	20,000	42	A	7	A	871150063207440
MASTER TL-D Super 80	36W/830	ISL	25	G13	3,000	3,100	86.0	20,000	42	A	5	A	871150055874940
MASTER TL-D Super 80 Im	36W/840	ISL	25	G13	4,000	3,100	86.0	20,000	42	A	5	A	871150055877040
MASTER TL-D Super 80 Im	36W/865	ISL	25	G13	6,500	2,950	82.0	20,000	43	A	5	A	872790091739000
TL-D Im	36W/830	ISL	25	G13	3,000	3,250	90.0	20,000		A	13	C	871829125420100
TL-D Im	36W/840	ISL	25	G13	4,000	3,250	90.0	20,000		A	13	C	871829125460700
TL-D Im	36W/850	ISL	25	G13	5,000	3,170	88.0	20,000		A	13	C	871829125458400
TL-D Im	36W/865	ISL	25	G13	6,500	3,070	85.0	20,000		A	13	C	871829125462100
MASTER TL-D Super 80	38W/830	ISL	25	G13	3,000	3,350	88.0	20,000	45	A	8	A	871150055880040
MASTER TL-D Super 80	38W/840	ISL	25	G13	4,000	3,350	88.0	20,000	45	A	8	A	871150055883140
MASTER TL-D Super 80	58W/827	ISL	25	G13	2,700	5,240	90.0	20,000	68	A	9	A	871150063210440
MASTER TL-D Super 80	58W/827	ISL	25	G13	2,700	5,240	90.0	20,000	68	A	9	A	871150095466440
MASTER TL-D Super 80	58W/830	ISL	25	G13	3,000	5,240	90.0	20,000	68	A	9	A	871150063213540
MASTER TL-D Super 80	58W/830	ISL	25	G13	3,000	5,240	90.0	20,000	68	A	9	A	872790091860100
MASTER TL-D Super 80	58W/830	UNP	25	G13	3,000	5,240	90.0	20,000	68	A	9	A	871150061019540
MASTER TL-D Super 80	58W/835	ISL	25	G13	3,500	5,240	90.0	20,000	68	A	9	A	871150063216640
MASTER TL-D Super 80	58W/840	ISL	25	G13	4,000	5,240	90.0	20,000	68	A	9	A	871150063219740
MASTER TL-D Super 80	58W/840	ISL	25	G13	4,000	5,240	90.0	20,000	68	A	9	A	871150089216440
MASTER TL-D Super 80	58W/840	ISL	25	G13	4,000	5,240	90.0	20,000	68	A	9	A	872790091862500
MASTER TL-D Super 80	58W/840	UNP	25	G13	4,000	5,240	90.0	20,000	68	A	9	A	871150061029440
MASTER TL-D Super 80	58W/865	ISL	25	G13	6,500	5,000	86.0	20,000	68	A	9	A	871150063225840
MASTER TL-D Super 80	58W/865	ISL	25	G13	6,500	5,000	86.0	20,000	68	A	9	A	871869648770900
TL-D Im	58W/840	ISL	25	G13	4,000	5,150	89.0	20,000		A	14	C	871829125470600
TL-D Im	58W/865	ISL	25	G13	6,500	4,800	83.0	20,000		A	14	C	871829125474400
MASTER TL-D Super 80	70W/830	ISL	25	G13	3,000	6,200	89.0	20,000	81	A	10	A	871150061598540
MASTER TL-D Super 80	70W/835	ISL	25	G13	3,500	6,200	89.0	20,000	81	A	10	A	871150064273840
MASTER TL-D Super 80	70W/840	ISL	25	G13	4,000	6,200	89.0	20,000	81	A	10	A	871150061592340

4206006



II



mm	A		B		C		D
	max.	min.	max.	max.	max.		
12	589.8	594.5	596.9	604.0	28		
13	1199.4	1204.1	1206.5	1213.6	28		
14	1500.0	1504.7	1507.1	1514.2	28		

Additional technical data

Product name	Dimmable	Color Rendering Index (R _a)	Color Code	Color Designation (text)	Energy consumption kWh/1000h (kWh)	Mercury (Hg) Content (mg)	Bulb
MASTER TL-D Super 80 58W/830	yes	85	830	Warm white	68	2.00	T8
MASTER TL-D Super 80 58W/840	yes	85	840	Cool White	68	2.00	T8
MASTER TL-D Super 80 58W/865	yes	85	865	Cool Daylight	68	2.00	T8
MASTER TL-D Super 80 30W/835	yes	85	835	White	36	2.00	T8
TL-D 18W/830 WW G13	yes	83	830	Warm white	-	2.00	T8

More data see next page

TL-D

MASTER TL-D Super 80



Additional technical data (continued)

Product name	Dimmable	Color Rendering Index (R _a)	Color Code	Color Designation (text)	Energy consumption kWh/1000h (kWh)	Mercury (Hg) Content (mg)	Bulb
TL-D 18W/840 CW G13	yes	82	840	Cool White	-	2.00	T8
TL-D 18W/850 DL G13	yes	80	850	Daylight	-	2.00	T8
TL-D 18W/865 CDL G13	yes	80	865	Cool Daylight	-	2.00	T8
TL-D 36W/830 WW G13	yes	83	830	Warm white	-	2.00	T8
TL-D 36W/840 CW G13	yes	82	840	Cool White	-	2.00	T8
TL-D 36W/850 DL G13	yes	80	850	Daylight	-	2.00	T8
TL-D 36W/865 CDL G13	yes	80	865	Cool Daylight	-	2.00	T8
TL-D 58W/840 CW G13	yes	82	840	Cool White	-	2.00	T8
TL-D 58W/865 CDL G13	yes	80	865	Cool Daylight	-	2.00	T8
TLDRS 17W/850	-	82	TL850	TL850	-	1.70	T-8
MASTER TL-D Super 80 16W/830	yes	85	830	Warm white	20	3.00	T8
MASTER TL-D Super 80 16W/840	yes	85	840	Cool White	20	3.00	T8
TLDRS 32W/830	-	78	TL830	TL830	-	1.70	T-8
TLDRS 32W/841	-	82	TL841	TL841	-	3.00	T-8
TLDRS 32W/850	-	80	TL850	TL850	-	3.00	T-8
MASTER TL-D Super 80 14W/865	yes	85	865	Cool Daylight	18	5.00	T8
MASTER TL-D Super 80 18W/827	yes	85	827	Incandescent White	22	2.00	T8
MASTER TL-D Super 80 1m 36W/830	yes	85	830	Warm white	42	2.00	T8
MASTER TL-D Super 80 16W/840	yes	82	840	Cool White	20	2.00	T8
MASTER TL-D Super 80 38W/830	yes	85	830	Warm white	45	2.00	T8
MASTER TL-D Super 80 18W/835	yes	85	835	White	22	2.00	T8
MASTER TL-D Super 80 23W/865	yes	82	865	Cool Daylight	28	2.00	T8
MASTER TL-D Super 80 18W/830	yes	85	830	Warm white	22	2.00	T8
MASTER TL-D Super 80 1m 36W/865	yes	82	865	Cool Daylight	43	2.00	T8
MASTER TL-D Super 80 1m 36W/840	yes	85	840	Cool White	42	2.00	T8
MASTER TL-D Super 80 15W/865	yes	82	865	Cool Daylight	19	2.00	T8
MASTER TL-D Super 80 14W/840	yes	85	840	Cool Daylight	17	2.75	T8
MASTER TL-D Super 80 38W/840	yes	85	840	Cool White	45	2.00	T8
MASTER TL-D Super 80 18W/840	yes	85	840	Cool White	22	2.00	T8
MASTER TL-D Super 80 70W/840	yes	85	840	Cool White	81	3.00	T8
MASTER TL-D Super 80 36W/840	yes	85	840	Cool White	42	2.00	T8
MASTER TL-D Super 80 36W/835	yes	85	835	White	42	2.00	T8
MASTER TL-D Super 80 18W/865	yes	85	865	Cool Daylight	22	2.00	T8
MASTER TL-D Super 80 30W/827	yes	85	827	Incandescent White	36	2.00	T8
MASTER TL-D Super 80 36W/827	yes	85	827	Incandescent White	42	2.00	T8
MASTER TL-D Super 80 58W/835	yes	85	835	White	68	2.00	T8
MASTER TL-D Super 80 36W/865	yes	85	865	Cool Daylight	42	2.00	T8
MASTER TL-D Super 80 58W/827	yes	85	827	Incandescent White	68	2.00	T8
MASTER TL-D Super 80 15W/840	yes	82	840	Cool White	19	2.00	T8
MASTER TL-D Super 80 30W/865	yes	80	865	Cool Daylight	36	2.00	T8
MASTER TL-D Super 80 15W/827	yes	85	827	Incandescent White	19	2.00	T8
MASTER TL-D Super 80 15W/830	yes	85	830	Warm white	19	2.00	T8
MASTER TL-D Super 80 23W/830	yes	83	830	Warm white	28	2.00	T8
MASTER TL-D Super 80 23W/840	yes	82	840	Cool White	28	2.00	T8
MASTER TL-D Super 80 30W/830	yes	85	830	Warm white	36	2.00	T8
MASTER TL-D Super 80 30W/840	yes	85	840	Cool White	36	2.00	T8
MASTER TL-D Super 80 36W/830	yes	85	830	Warm white	42	2.00	T8
MASTER TL-D Super 80 70W/830	yes	85	830	Warm white	81	3.00	T8
MASTER TL-D Super 80 70W/835	yes	85	835	White	81	3.00	T8

2nd additional technical data

Product name	Life to 10% fail Non-preh EL,3h (h)	Life to 10% fail Pre-heat EL,3h (h)	Life to 10% fail-ures EM (h)	Life to 50% fail Non-preh EL,3h (h)	Life to 50% fail Pre-heat EL,3h (h)	Life to 50% fail-ures EM (h)	LSF EM 2000h Rated,3h cycle (%)	LSF EM 4000h Rated,3h cycle (%)	LSF EM 6000h Rated,3h cycle (%)	LSF EM 8000h Rated,3h cycle (%)	LSF EM 12000h Rated,3h cycle (%)	LSF EM 16000h Rated,3h cycle (%)	LSF EM 20000h Rated,3h cycle (%)
MASTER TL-D Super 80 58W/830	10000	17000	12000	12000	20000	15000	99	99	99	99	89	33	2
MASTER TL-D Super 80 58W/840	10000	17000	12000	12000	20000	15000	99	99	99	99	89	33	2
MASTER TL-D Super 80 58W/865	10000	17000	12000	12000	20000	15000	99	99	99	99	89	33	2
MASTER TL-D Super 80 30W/835	10000	17000	12000	12000	20000	15000	99	99	99	99	89	33	2
TL-D 18W/830 WW G13	-	-	10000	-	20000	13000	-	-	-	-	-	-	-
TL-D 18W/840 CW G13	-	-	10000	-	20000	13000	-	-	-	-	-	-	-
TL-D 18W/850 DL G13	-	-	10000	-	20000	13000	-	-	-	-	-	-	-
TL-D 18W/865 CDL G13	-	-	10000	-	20000	13000	-	-	-	-	-	-	-
TL-D 36W/830 WW G13	-	-	10000	-	20000	15000	-	-	-	-	-	-	-
TL-D 36W/840 CW G13	-	-	10000	-	20000	15000	-	-	-	-	-	-	-
TL-D 36W/850 DL G13	-	-	10000	-	20000	15000	-	-	-	-	-	-	-
TL-D 36W/865 CDL G13	-	-	10000	-	20000	15000	-	-	-	-	-	-	-
TL-D 58W/840 CW G13	-	-	10000	-	20000	15000	-	-	-	-	-	-	-
TL-D 58W/865 CDL G13	-	-	10000	-	20000	15000	-	-	-	-	-	-	-
TLDRS 17W/850	-	-	-	-	-	-	-	-	-	-	-	-	-
MASTER TL-D Super 80 16W/830	-	-	-	-	-	8000	-	-	-	-	-	-	-
MASTER TL-D Super 80 16W/840	-	-	-	-	-	8000	-	-	-	-	-	-	-

More data see next page

TL-D

MASTER TL-D Super 80



2nd additional technical data (continued)

Product name	Life to 10% fail Non-preh EL,3h (h)	Life to 10% fail Pre-heat EL,3h (h)	Life to 10% fail-ures EM (h)	Life to 50% fail Non-preh EL,3h (h)	Life to 50% fail Pre-heat EL,3h (h)	Life to 50% fail-ures EM (h)	LSF EM 2000h Rated,3h cycle (%)	LSF EM 4000h Rated,3h cycle (%)	LSF EM 6000h Rated,3h cycle (%)	LSF EM 8000h Rated,3h cycle (%)	LSF EM 12000h Rated,3h cycle (%)	LSF EM 16000h Rated,3h cycle (%)	LSF EM 20000h Rated,3h cycle (%)
TLDRS 32W/830	-	-	-	-	-	-	-	-	-	-	-	-	-
TLDRS 32W/841	-	-	-	-	-	-	-	-	-	-	-	-	-
TLDRS 32W/850	-	-	-	-	-	-	-	-	-	-	-	-	-
MASTER TL-D Super 80 14W/865	10000	17000	12000	12000	20000	15000	99	99	99	99	89	33	2
MASTER TL-D Super 80 18W/827	10000	17000	12000	12000	20000	15000	99	99	99	99	89	33	2
MASTER TL-D Super 80 1m 36W/830	10000	17000	12000	12000	20000	15000	99	99	99	99	89	33	2
MASTER TL-D Super 80 16W/840	10000	17000	12000	12000	20000	15000	99	99	99	99	89	33	2
MASTER TL-D Super 80 38W/830	10000	17000	12000	12000	20000	15000	99	97	96	95	89	33	2
MASTER TL-D Super 80 18W/835	10000	17000	12000	12000	20000	15000	99	99	99	99	89	33	2
MASTER TL-D Super 80 23W/865	10000	17000	12000	10000	20000	15000	99	99	99	99	89	33	2
MASTER TL-D Super 80 18W/830	10000	17000	12000	12000	20000	15000	99	99	99	99	89	33	2
MASTER TL-D Super 80 1m 36W/865	10000	17000	12000	12000	20000	15000	99	99	99	99	89	33	2
MASTER TL-D Super 80 1m 36W/840	10000	17000	12000	12000	20000	15000	99	99	99	99	89	33	2
MASTER TL-D Super 80 15W/865	10000	17000	12000	12000	20000	15000	99	99	99	99	89	33	2
MASTER TL-D Super 80 14W/840	10000	17000	12000	12000	20000	15000	99	99	99	99	89	33	2
MASTER TL-D Super 80 38W/840	10000	17000	12000	12000	20000	15000	99	99	99	99	89	33	2
MASTER TL-D Super 80 18W/840	10000	17000	12000	12000	20000	15000	99	99	99	99	89	33	2
MASTER TL-D Super 80 70W/840	10000	17000	12000	12000	20000	15000	99	97	96	95	89	33	2
MASTER TL-D Super 80 36W/840	10000	17000	12000	12000	20000	15000	99	99	99	99	89	33	2
MASTER TL-D Super 80 36W/835	10000	17000	12000	12000	20000	15000	99	99	99	99	89	33	2
MASTER TL-D Super 80 18W/865	10000	17000	12000	12000	20000	15000	99	99	99	99	89	33	2
MASTER TL-D Super 80 30W/827	10000	17000	12000	12000	20000	15000	99	97	96	95	89	33	2
MASTER TL-D Super 80 36W/827	10000	17000	12000	12000	20000	15000	99	99	99	99	89	33	2
MASTER TL-D Super 80 58W/835	10000	17000	12000	12000	20000	15000	99	99	99	99	89	33	2
MASTER TL-D Super 80 36W/865	10000	17000	12000	12000	20000	15000	99	99	99	99	89	33	2
MASTER TL-D Super 80 58W/827	10000	17000	12000	12000	20000	15000	99	99	99	99	89	33	2
MASTER TL-D Super 80 15W/840	10000	17000	12000	12000	20000	15000	99	99	99	99	89	33	2
MASTER TL-D Super 80 30W/865	10000	17000	12000	12000	20000	15000	99	99	99	99	89	33	2
MASTER TL-D Super 80 15W/827	10000	17000	12000	12000	20000	15000	99	99	99	99	89	33	2
MASTER TL-D Super 80 15W/830	10000	17000	12000	12000	20000	15000	99	99	99	99	89	33	2
MASTER TL-D Super 80 23W/830	10000	17000	12000	12000	20000	15000	99	99	99	99	89	33	2
MASTER TL-D Super 80 23W/840	10000	17000	12000	12000	20000	15000	99	99	99	99	89	33	2
MASTER TL-D Super 80 30W/830	10000	17000	12000	12000	20000	15000	99	99	99	99	89	33	2
MASTER TL-D Super 80 30W/840	10000	17000	12000	12000	20000	15000	99	99	99	99	89	33	2
MASTER TL-D Super 80 36W/830	10000	17000	12000	12000	20000	15000	99	99	99	99	89	33	2
MASTER TL-D Super 80 70W/830	10000	17000	12000	12000	20000	15000	99	99	99	99	89	33	2
MASTER TL-D Super 80 70W/835	10000	17000	12000	12000	20000	15000	99	99	99	99	89	33	2

3rd additional technical data

Product name	LLMF EM 2000h Rated (%)	Lumen Maintenance 2000h (%)	Lumen Maintenance 5000h (%)	LLMF EM 4000h Rated (%)	LLMF EM 6000h Rated (%)	LLMF EM 8000h Rated (%)	LLMF EM 12000h Rated (%)	LLMF EM 16000h Rated (%)	LLMF EM 20000h Rated (%)
MASTER TL-D Super 80 58W/830	96	-	-	95	94	93	92	91	90
MASTER TL-D Super 80 58W/840	96	-	-	95	94	93	92	91	90
MASTER TL-D Super 80 58W/865	96	-	-	95	94	93	92	91	90
MASTER TL-D Super 80 30W/835	96	-	-	95	94	93	92	91	90
TL-D 18W/830 WW G13	-	96	94	-	-	-	-	-	-
TL-D 18W/840 CW G13	-	96	94	-	-	-	-	-	-
TL-D 18W/850 DL G13	-	96	94	-	-	-	-	-	-
TL-D 18W/865 CDL G13	-	96	94	-	-	-	-	-	-
TL-D 36W/830 WW G13	-	96	94	-	-	-	-	-	-
TL-D 36W/840 CW G13	-	96	94	-	-	-	-	-	-
TL-D 36W/850 DL G13	-	96	94	-	-	-	-	-	-
TL-D 36W/865 CDL G13	-	96	94	-	-	-	-	-	-
TL-D 58W/840 CW G13	-	96	94	-	-	-	-	-	-
TL-D 58W/865 CDL G13	-	96	94	-	-	-	-	-	-
TLDRS 17W/850	-	-	-	-	-	-	-	-	-
MASTER TL-D Super 80 16W/830	-	-	-	-	-	-	-	-	-
MASTER TL-D Super 80 16W/840	-	-	-	-	-	-	-	-	-
TLDRS 32W/830	-	-	-	-	-	-	-	-	-
TLDRS 32W/841	-	-	-	-	-	-	-	-	-
TLDRS 32W/850	-	-	-	-	-	-	-	-	-
MASTER TL-D Super 80 14W/865	96	-	-	95	94	93	92	91	90
MASTER TL-D Super 80 18W/827	96	-	-	95	94	93	92	91	90
MASTER TL-D Super 80 1m 36W/830	96	-	-	95	94	93	92	91	90
MASTER TL-D Super 80 16W/840	96	-	-	95	94	93	92	91	90
MASTER TL-D Super 80 38W/830	96	-	-	95	94	93	92	91	90
MASTER TL-D Super 80 18W/835	96	-	-	95	94	93	92	91	90
MASTER TL-D Super 80 23W/865	96	-	-	95	94	93	92	91	90

More data see next page

TL-D

MASTER TL-D Super 80



3rd additional technical data (continued)

Product name	LLMF EM 2000h Rated (%)	Lumen Maintenance 2000h (%)	Lumen Maintenance 5000h (%)	LLMF EM 4000h Rated (%)	LLMF EM 6000h Rated (%)	LLMF EM 8000h Rated (%)	LLMF EM 12000h Rated (%)	LLMF EM 16000h Rated (%)	LLMF EM 20000h Rated (%)
MASTER TL-D Super 80 18W/830	96	-	-	95	94	93	92	91	90
MASTER TL-D Super 80 1m 36W/865	96	-	-	95	94	93	92	91	90
MASTER TL-D Super 80 1m 36W/840	96	-	-	95	94	93	92	91	90
MASTER TL-D Super 80 15W/865	96	-	-	95	94	93	92	91	90
MASTER TL-D Super 80 14W/840	96	-	-	95	94	93	92	91	90
MASTER TL-D Super 80 38W/840	96	-	-	95	94	93	92	91	90
MASTER TL-D Super 80 18W/840	96	-	-	95	94	93	92	91	90
MASTER TL-D Super 80 70W/840	96	-	-	95	94	93	92	91	90
MASTER TL-D Super 80 36W/840	96	-	-	95	94	93	92	91	90
MASTER TL-D Super 80 36W/835	96	-	-	95	94	93	92	91	90
MASTER TL-D Super 80 18W/865	96	-	-	95	94	93	92	91	90
MASTER TL-D Super 80 30W/827	96	-	-	95	94	93	92	91	90
MASTER TL-D Super 80 36W/827	96	-	-	95	94	93	92	91	90
MASTER TL-D Super 80 58W/835	96	-	-	95	94	93	92	91	90
MASTER TL-D Super 80 36W/865	96	-	-	95	94	93	92	91	90
MASTER TL-D Super 80 58W/827	96	-	-	95	94	93	92	91	90
MASTER TL-D Super 80 15W/840	96	-	-	95	94	93	92	91	90
MASTER TL-D Super 80 30W/865	96	-	-	95	94	93	92	91	90
MASTER TL-D Super 80 15W/827	96	-	-	95	94	93	92	91	90
MASTER TL-D Super 80 15W/830	96	-	-	95	94	93	92	91	90
MASTER TL-D Super 80 23W/830	96	-	-	95	94	93	92	91	90
MASTER TL-D Super 80 23W/840	96	-	-	95	94	93	92	91	90
MASTER TL-D Super 80 30W/830	96	-	-	95	94	93	92	91	90
MASTER TL-D Super 80 30W/840	96	-	-	95	94	93	92	91	90
MASTER TL-D Super 80 36W/830	96	-	-	95	94	93	92	91	90
MASTER TL-D Super 80 70W/830	96	-	-	95	94	93	92	91	90
MASTER TL-D Super 80 70W/835	96	-	-	95	94	93	92	91	90

Logistic data

Product name	Packing type	Packing type description	Packs per outer box	Packing configuration	Quantity per pack
MASTER TL-D Super 80 58W/830	ISL	I Sleeve Open End	25	25	I
MASTER TL-D Super 80 58W/840	ISL	I Sleeve Open End	25	25	I
MASTER TL-D Super 80 58W/865	ISL	I Sleeve Open End	25	25	I
MASTER TL-D Super 80 30W/835	ISL	I Sleeve Open End	25	25	I
TL-D 18W/830 WW G13	ISL	I Sleeve Open End	25	25	I
TL-D 18W/840 CW G13	ISL	I Sleeve Open End	25	25	I
TL-D 18W/850 DL G13	ISL	I Sleeve Open End	25	25	I
TL-D 18W/865 CDL G13	ISL	I Sleeve Open End	25	25	I
TL-D 36W/830 WW G13	ISL	I Sleeve Open End	25	25	I
TL-D 36W/840 CW G13	ISL	I Sleeve Open End	25	25	I
TL-D 36W/850 DL G13	ISL	I Sleeve Open End	25	25	I
TL-D 36W/865 CDL G13	ISL	I Sleeve Open End	25	25	I
TL-D 58W/840 CW G13	ISL	I Sleeve Open End	25	25	I
TL-D 58W/865 CDL G13	ISL	I Sleeve Open End	25	25	I
TLDRS 17W/850	INO	-	25	25	I
MASTER TL-D Super 80 16W/830	INO	-	25	25	I
MASTER TL-D Super 80 16W/840	INO	-	25	25	I
TLDRS 32W/830	INO	-	25	25	I
TLDRS 32W/841	INO	-	25	25	I
TLDRS 32W/850	INO	-	25	25	I
MASTER TL-D Super 80 14W/865	ISL	I Sleeve Open End	25	25	I
MASTER TL-D Super 80 18W/827	ISL	I Sleeve Open End	25	25	I
MASTER TL-D Super 80 1m 36W/830	ISL	I Sleeve Open End	25	25	I
MASTER TL-D Super 80 16W/840	ISL	I Sleeve Open End	25	25	I
MASTER TL-D Super 80 38W/830	ISL	I Sleeve Open End	25	25	I
MASTER TL-D Super 80 18W/835	ISL	I Sleeve Open End	25	25	I
MASTER TL-D Super 80 23W/865	ISL	I Sleeve Open End	25	25	I
MASTER TL-D Super 80 18W/830	ISL	I Sleeve Open End	25	25	I
MASTER TL-D Super 80 1m 36W/865	ISL	I Sleeve Open End	25	25	I
MASTER TL-D Super 80 1m 36W/840	ISL	I Sleeve Open End	25	25	I
MASTER TL-D Super 80 15W/865	ISL	I Sleeve Open End	25	25	I
MASTER TL-D Super 80 14W/840	ISL	I Sleeve Open End	25	25	I
MASTER TL-D Super 80 38W/840	ISL	I Sleeve Open End	25	25	I
MASTER TL-D Super 80 18W/840	ISL	I Sleeve Open End	25	25	I
MASTER TL-D Super 80 70W/840	ISL	I Sleeve Open End	25	25	I
MASTER TL-D Super 80 36W/840	UNP	Unpacked	25	25	I
MASTER TL-D Super 80 36W/835	ISL	I Sleeve Open End	25	25	I
MASTER TL-D Super 80 18W/827	ISL	I Sleeve Open End	25	25	I
MASTER TL-D Super 80 18W/865	ISL	I Sleeve Open End	25	25	I
MASTER TL-D Super 80 30W/827	ISL	I Sleeve Open End	25	25	I
MASTER TL-D Super 80 36W/827	ISL	I Sleeve Open End	25	25	I

More data see next page

TL-D

MASTER TL-D Super 80



Logistic data (continued)

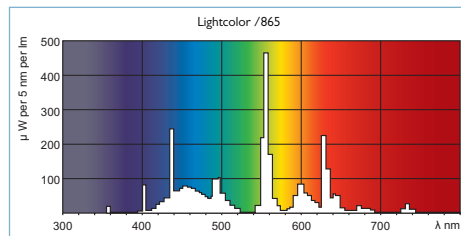
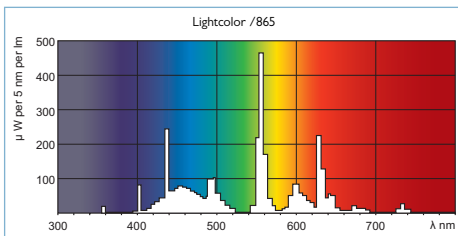
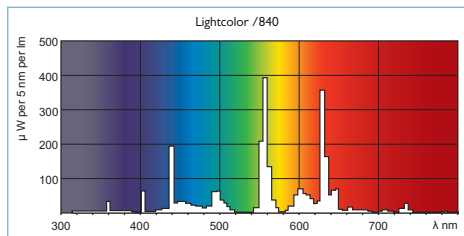
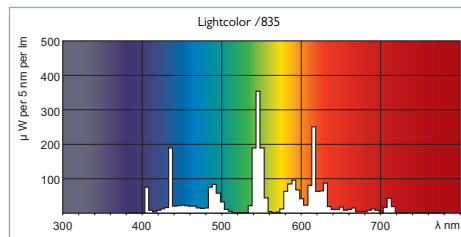
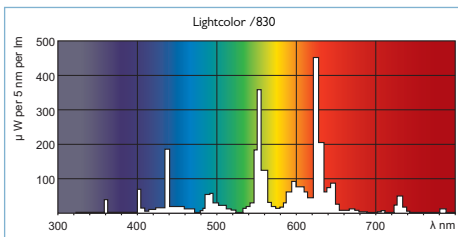
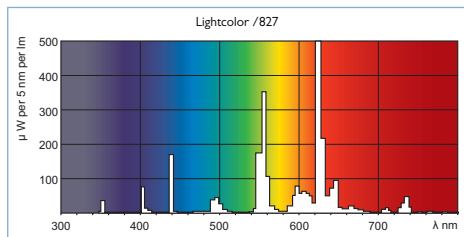
Product name	Packing type	Packing type description	Packs per outer box	Packing configuration	Quantity per pack
MASTER TL-D Super 80 36W/840	ISL	I Sleeve Open End	25	25	I
MASTER TL-D Super 80 58W/835	ISL	I Sleeve Open End	25	25	I
MASTER TL-D Super 80 36W/865	ISL	I Sleeve Open End	25	25	I
MASTER TL-D Super 80 58W/827	ISL	I Sleeve Open End	25	25	I
MASTER TL-D Super 80 15W/840	ISL	I Sleeve Open End	25	25	I
MASTER TL-D Super 80 58W/840	ISL	I Sleeve Open End	25	25	I
MASTER TL-D Super 80 18W/840	ISL	I Sleeve Open End	25	25	I
MASTER TL-D Super 80 30W/865	ISL	I Sleeve Open End	25	25	I
MASTER TL-D Super 80 58W/865	ISL	I Sleeve Open End	25	25	I
MASTER TL-D Super 80 15W/827	ISL	I Sleeve Open End	25	25	I
MASTER TL-D Super 80 15W/830	ISL	I Sleeve Open End	25	25	I
MASTER TL-D Super 80 23W/830	ISL	I Sleeve Open End	25	25	I
MASTER TL-D Super 80 23W/840	ISL	I Sleeve Open End	25	25	I
MASTER TL-D Super 80 30W/830	ISL	I Sleeve Open End	25	25	I
MASTER TL-D Super 80 30W/840	ISL	I Sleeve Open End	25	25	I
MASTER TL-D Super 80 36W/830	ISL	I Sleeve Open End	25	25	I
MASTER TL-D Super 80 18W/830	UNP	Unpacked	25	25	I
MASTER TL-D Super 80 18W/840	UNP	Unpacked	25	25	I
MASTER TL-D Super 80 36W/830	UNP	Unpacked	25	25	I
MASTER TL-D Super 80 58W/830	UNP	Unpacked	25	25	I
MASTER TL-D Super 80 58W/840	UNP	Unpacked	25	25	I
MASTER TL-D Super 80 58W/830	ISL	I Sleeve Open End	25	25	I
MASTER TL-D Super 80 36W/827	ISL	I Sleeve Open End	25	25	I
MASTER TL-D Super 80 36W/840	ISL	I Sleeve Open End	25	25	I
MASTER TL-D Super 80 58W/827	ISL	I Sleeve Open End	25	25	I
MASTER TL-D Super 80 58W/840	ISL	I Sleeve Open End	25	25	I
MASTER TL-D Super 80 70W/830	ISL	I Sleeve Open End	25	25	I
MASTER TL-D Super 80 70W/835	ISL	I Sleeve Open End	25	25	I

Product name	Packing length	Packing width	Packing height	Gross weight per piece	Net weight per piece	EAN-1	EAN-3
	(mm)	(mm)	(mm)	(g)	(g)		
MASTER TL-D Super 80 58W/830	1556	149	147	211.26	167.00	8727900918601	8727900918618
MASTER TL-D Super 80 58W/840	1556	149	147	211.26	167.00	8727900918625	8727900918632
MASTER TL-D Super 80 58W/865	1570	150	150	209.40	159.40	-	-
MASTER TL-D Super 80 30W/835	952	141	141	131.60	103.60	8727900917352	8727900917369
TL-D 18W/830 WW G13	621	145	145	157.00	70.00	8718291254126	8718291254133
TL-D 18W/840 CW G13	621	145	145	157.00	70.00	8718291254140	8718291254157
TL-D 18W/850 DL G13	621	145	145	157.00	70.00	8718291254164	8718291254171
TL-D 18W/865 CDL G13	621	145	145	157.00	70.00	8718291254188	8718291254195
TL-D 36W/830 WW G13	1241	145	145	284.00	140.00	8718291254201	8718291254218
TL-D 36W/840 CW G13	1241	145	145	284.00	140.00	8718291254607	8718291254614
TL-D 36W/850 DL G13	1241	145	145	284.00	140.00	8718291254584	8718291254591
TL-D 36W/865 CDL G13	1241	145	145	284.00	140.00	8718291254621	8718291254638
TL-D 58W/840 CW G13	1550	145	145	444.00	230.00	8718291254706	8718291254713
TL-D 58W/865 CDL G13	1550	145	145	444.00	230.00	8718291254744	8718291254751
TLDRS 17W/850	621	145	145	101.00	70.00	8727900917710	8727900917727
MASTER TL-D Super 80 16W/830	621	145	145	101.00	70.00	8727900917673	8727900917680
MASTER TL-D Super 80 16W/840	621	145	145	101.00	70.00	8727900917697	8727900917703
TLDRS 32W/830	1241	145	145	186.00	140.00	8727900917758	8727900917765
TLDRS 32W/841	1241	145	145	186.00	140.00	8727900917772	8727900917789
TLDRS 32W/850	1241	145	145	186.00	140.00	8727900917796	8727900917802
MASTER TL-D Super 80 14W/865	420	175	165	94.00	42.80	8711500953834	8711500953841
MASTER TL-D Super 80 18W/827	644	149	146	88.80	68.90	8711500631626	8711500631633
MASTER TL-D Super 80 1m 36W/830	1026	149	149	150.80	120.00	8711500558749	8711500558756
MASTER TL-D Super 80 16W/840	790	149	149	103.70	83.70	8727900917338	8727900917345
MASTER TL-D Super 80 38W/830	1110	149	146	161.80	133.00	8711500558800	8711500558817
MASTER TL-D Super 80 18W/835	644	149	146	85.60	68.90	8711500631688	8711500643506
MASTER TL-D Super 80 23W/865	1020	149	146	148.52	120.00	8727900917376	8727900917383
MASTER TL-D Super 80 18W/830	639	149	147	88.26	71.00	8711500631657	8711500631664
MASTER TL-D Super 80 1m 36W/865	1026	149	149	150.80	120.00	8727900917390	8727900917406
MASTER TL-D Super 80 1m 36W/840	1026	149	149	150.80	120.00	8711500558770	8711500558787
MASTER TL-D Super 80 15W/865	500	141	141	74.00	59.60	8727900917314	8727900917321
MASTER TL-D Super 80 14W/840	420	175	165	75.80	24.60	8711500953810	8711500953827
MASTER TL-D Super 80 38W/840	1110	149	146	161.80	133.00	8711500558831	8711500558848
MASTER TL-D Super 80 18W/840	639	149	147	88.26	71.00	8711500631718	8711500631725
MASTER TL-D Super 80 70W/840	1836	149	149	257.60	202.70	8711500615923	8711500615930
MASTER TL-D Super 80 36W/840	1231	154	157	182.00	164.10	8711500610188	8711500632494
MASTER TL-D Super 80 36W/835	1240	149	147	192.60	160.00	8711500631985	8711500631992
MASTER TL-D Super 80 18W/827	644	149	146	85.60	68.90	8711500894427	8711500894434
MASTER TL-D Super 80 18W/865	624	149	146	88.80	71.00	8711500631770	8711500631787
MASTER TL-D Super 80 30W/827	952	141	141	131.60	103.60	8711500631800	8711500631817
MASTER TL-D Super 80 36W/827	1240	149	149	174.70	138.40	8711500631923	8711500631930
MASTER TL-D Super 80 36W/840	1249	149	147	166.50	134.50	8711500632012	8711500632029

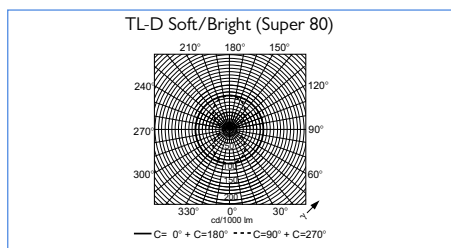
More data see next page

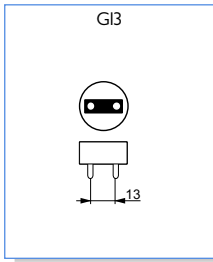
TL-D
MASTER TL-D Super 80 

Product name	Packing length (mm)	Packing width (mm)	Packing height (mm)	Gross weight per piece (g)	Net weight per piece (g)	EAN-1	EAN-3
MASTER TL-D Super 80 58W/835	1541	149	147	216.80	172.60	8711500632166	8711500643490
MASTER TL-D Super 80 36W/865	1267	150	150	158.80	124.60	8711500632074	8711500632081
MASTER TL-D Super 80 58W/827	1541	149	149	216.80	172.60	8711500632104	8711500632111
MASTER TL-D Super 80 15W/840	500	141	141	74.00	59.60	8711500702807	8711500722317
MASTER TL-D Super 80 58W/840	1556	149	147	211.26	167.00	8711500632197	8711500632203
MASTER TL-D Super 80 18W/840	639	149	147	88.26	71.00	8711500892126	8711500892133
MASTER TL-D Super 80 30W/865	952	141	141	131.60	103.60	8711500631893	8711500631909
MASTER TL-D Super 80 58W/865	1570	150	150	209.40	159.40	8711500632258	8711500632265
MASTER TL-D Super 80 15W/827	500	141	141	74.00	59.60	8711500702784	8711500722287
MASTER TL-D Super 80 15W/830	500	141	141	74.00	59.60	8711500702791	8711500722270
MASTER TL-D Super 80 23W/830	1020	149	146	148.52	120.00	8711500558633	8711500558640
MASTER TL-D Super 80 23W/840	1020	149	146	148.52	120.00	8711500558701	8711500558725
MASTER TL-D Super 80 30W/830	952	141	146	138.68	103.60	8711500631831	8711500631848
MASTER TL-D Super 80 30W/840	952	141	141	131.56	103.60	8711500631862	8711500631879
MASTER TL-D Super 80 36W/830	1249	149	147	220.00	188.00	8711500631954	8711500631961
MASTER TL-D Super 80 18W/830	623	152	157	83.38	68.90	8711500610546	8711500632432
MASTER TL-D Super 80 18W/840	623	152	157	98.60	84.12	8711500610126	8711500632456
MASTER TL-D Super 80 36W/830	1231	154	157	156.30	138.40	8711500610171	8711500632470
MASTER TL-D Super 80 58W/830	1530	152	157	185.40	160.84	8711500610195	8711500632517
MASTER TL-D Super 80 58W/840	1530	152	157	182.00	157.44	8711500610294	8711500632531
MASTER TL-D Super 80 58W/830	1556	149	147	211.26	167.00	-	-
MASTER TL-D Super 80 36W/827	1240	149	149	171.00	138.40	8711500894441	8711500894458
MASTER TL-D Super 80 36W/840	1249	149	147	166.50	134.50	8711500892140	8711500892157
MASTER TL-D Super 80 58W/827	1541	149	149	216.80	172.60	8711500954664	8711500954671
MASTER TL-D Super 80 58W/840	1556	149	147	211.26	167.00	8711500892164	8711500892171
MASTER TL-D Super 80 70W/830	1836	149	149	312.00	257.10	8711500615985	8711500615992
MASTER TL-D Super 80 70W/835	1836	149	149	257.60	202.70	8711500642738	8711500642745



Polar light distribution





Additional extended technical data

Product name	Lamp Wattage EM 25°C, Rated (W)	Lamp Wattage EM 25°C, Nominal (W)	Lamp Current EM 25°C (A)	Lamp Voltage EM 25°C (V)	Luminance Average EM (cd/cm ²)	Luminous Flux EM 25°C, Nominal (lm)	Design Temperature (°C)
MASTER TL-D Super 80 58W/830	58.5	58.0	0.670	111	-	5240	25
MASTER TL-D Super 80 58W/840	58.5	58.0	0.670	111	-	5240	25
MASTER TL-D Super 80 58W/865	58.5	58.0	0.670	111	-	5000	25
MASTER TL-D Super 80 30W/835	30.0	30.0	0.360	98	1.10	2400	25
TL-D 18W/830 WW G13	18.0	18.0	0.360	59	-	-	-
TL-D 18W/840 CW G13	18.0	18.0	0.360	59	-	-	-
TL-D 18W/850 DL G13	18.0	18.0	0.360	59	-	-	-
TL-D 18W/865 CDL G13	18.0	18.0	0.360	59	-	-	-
TL-D 36W/830 WW G13	36.0	36.0	0.440	103	-	-	-
TL-D 36W/840 CW G13	36.0	36.0	0.440	103	-	-	-
TL-D 36W/850 DL G13	36.0	36.0	0.440	103	-	-	-
TL-D 36W/865 CDL G13	36.0	36.0	0.440	103	-	-	-
TL-D 58W/840 CW G13	58.5	58.5	0.670	111	-	-	-
TL-D 58W/865 CDL G13	58.5	58.5	0.670	111	-	-	-
TLDRS 17W/850	-	-	-	-	-	-	-
MASTER TL-D Super 80 16W/830	16.0	16.0	0.265	70	-	1220	25
MASTER TL-D Super 80 16W/840	16.0	16.0	0.265	70	-	1200	25
TLDRS 32W/830	-	-	-	-	-	-	-
TLDRS 32W/841	-	-	-	-	-	-	-
TLDRS 32W/850	-	-	-	-	-	-	-
MASTER TL-D Super 80 14W/865	14.0	14.0	0.380	45	-	765	25
MASTER TL-D Super 80 18W/827	18.0	18.0	0.360	59	1.00	1350	25
MASTER TL-D Super 80 1m 36W/830	36.0	36.0	0.560	80	1.40	3100	25
MASTER TL-D Super 80 16W/840	16.0	16.0	0.200	95	0.75	1200	25
MASTER TL-D Super 80 38W/830	38.0	38.0	0.430	104	1.40	3350	25
MASTER TL-D Super 80 18W/835	18.0	18.0	0.360	59	0.95	1350	25
MASTER TL-D Super 80 23W/865	23.0	23.0	0.295	95	-	1900	25
MASTER TL-D Super 80 18W/830	18.0	18.0	0.360	59	1.00	1350	25
MASTER TL-D Super 80 1m 36W/865	36.0	36.0	0.560	80	-	2950	25
MASTER TL-D Super 80 1m 36W/840	36.0	36.0	0.560	80	1.40	3100	25
MASTER TL-D Super 80 15W/865	15.0	15.0	0.335	51	-	930	25
MASTER TL-D Super 80 14W/840	14.0	14.0	0.380	45	-	860	25
MASTER TL-D Super 80 38W/840	38.0	38.0	0.430	104	1.40	3350	25
MASTER TL-D Super 80 18W/840	18.0	18.0	0.360	59	1.00	1350	25
MASTER TL-D Super 80 70W/840	70.0	70.0	0.690	132	1.50	6200	25
MASTER TL-D Super 80 36W/840	36.0	36.0	0.440	103	1.25	3350	25
MASTER TL-D Super 80 36W/835	36.0	36.0	0.440	103	0.95	3350	25
MASTER TL-D Super 80 18W/865	18.0	18.0	0.360	59	0.95	1300	25
MASTER TL-D Super 80 30W/827	30.0	30.0	0.360	98	1.10	2400	25
MASTER TL-D Super 80 36W/827	36.0	36.0	0.440	103	1.25	3350	25
MASTER TL-D Super 80 58W/835	58.5	58.0	0.670	111	-	5240	25
MASTER TL-D Super 80 36W/865	36.0	36.0	0.440	103	1.20	3250	25
MASTER TL-D Super 80 58W/827	58.5	58.0	0.670	111	-	5240	25
MASTER TL-D Super 80 15W/840	15.0	15.0	0.335	51	1.00	1000	25
MASTER TL-D Super 80 30W/865	30.0	30.0	0.360	98	1.05	2300	25
MASTER TL-D Super 80 15W/827	15.0	15.0	0.340	51	1.00	1000	25
MASTER TL-D Super 80 15W/830	15.0	15.0	0.340	51	1.00	1000	25
MASTER TL-D Super 80 23W/830	23.0	23.0	0.295	95	0.95	2050	25
MASTER TL-D Super 80 23W/840	23.0	23.0	0.295	95	0.95	2050	25
MASTER TL-D Super 80 30W/830	30.0	30.0	0.360	98	1.10	2400	25
MASTER TL-D Super 80 30W/840	30.0	30.0	0.360	98	1.10	2400	25
MASTER TL-D Super 80 36W/830	36.0	36.0	0.440	103	1.25	3350	25
MASTER TL-D Super 80 70W/830	70.0	70.0	0.690	132	1.50	6200	25
MASTER TL-D Super 80 70W/835	70.0	70.0	0.690	132	1.50	6200	25

TL-D

MASTER TL-D Super 80



2nd additional extended technical data

Product name	Chromaticity Coordinate X	Chromaticity Coordinate Y	Cap-Base Information	ETIM Group
MASTER TL-D Super 80 58W/830	440	403	-	EC000108
MASTER TL-D Super 80 58W/840	380	380	-	EC000108
MASTER TL-D Super 80 58W/865	313	337	-	EC000108
MASTER TL-D Super 80 30W/835	409	394	-	EC000108
TL-D 18W/830 WW G13	444	410	Green	EC000108
TL-D 18W/840 CW G13	383	386	Green	EC000108
TL-D 18W/850 DL G13	347	363	Green	EC000108
TL-D 18W/865 CDL G13	313	338	Green	EC000108
TL-D 36W/830 WW G13	444	410	Green	EC000108
TL-D 36W/840 CW G13	383	386	Green	EC000108
TL-D 36W/850 DL G13	347	363	Green	EC000108
TL-D 36W/865 CDL G13	313	338	Green	EC000108
TL-D 58W/840 CW G13	383	386	Green	EC000108
TL-D 58W/865 CDL G13	313	338	Green	EC000108
TLDRS 17W/850	-	-	Aluminium	-
MASTER TL-D Super 80 16W/830	444	410	-	EC000108
MASTER TL-D Super 80 16W/840	383	386	-	EC000108
TLDRS 32W/830	-	-	Aluminium	-
TLDRS 32W/841	-	-	Aluminium	-
TLDRS 32W/850	-	-	Aluminium	-
MASTER TL-D Super 80 14W/865	313	337	-	EC000108
MASTER TL-D Super 80 18W/827	463	420	-	EC000108
MASTER TL-D Super 80 1m 36W/830	444	410	-	EC000108
MASTER TL-D Super 80 16W/840	380	380	-	EC000108
MASTER TL-D Super 80 38W/830	444	410	-	EC000108
MASTER TL-D Super 80 18W/835	409	394	-	EC000108
MASTER TL-D Super 80 23W/865	313	338	-	EC000108
MASTER TL-D Super 80 18W/830	440	403	-	EC000108
MASTER TL-D Super 80 1m 36W/865	313	338	-	EC000108
MASTER TL-D Super 80 1m 36W/840	383	386	-	EC000108
MASTER TL-D Super 80 15W/865	313	338	-	EC000108
MASTER TL-D Super 80 14W/840	380	380	-	EC000108
MASTER TL-D Super 80 38W/840	383	386	-	EC000108
MASTER TL-D Super 80 18W/840	380	380	-	EC000108
MASTER TL-D Super 80 70W/840	380	380	-	EC000108
MASTER TL-D Super 80 36W/840	380	380	-	EC000108
MASTER TL-D Super 80 36W/835	409	394	-	EC000108
MASTER TL-D Super 80 18W/865	313	337	-	EC000108
MASTER TL-D Super 80 30W/827	463	420	-	EC000108
MASTER TL-D Super 80 36W/827	463	420	-	EC000108
MASTER TL-D Super 80 58W/835	409	394	-	EC000108
MASTER TL-D Super 80 36W/865	313	337	-	EC000108
MASTER TL-D Super 80 58W/827	463	420	-	EC000108
MASTER TL-D Super 80 15W/840	383	386	-	EC000108
MASTER TL-D Super 80 30W/865	313	337	-	EC000108
MASTER TL-D Super 80 15W/827	463	420	-	EC000108
MASTER TL-D Super 80 15W/830	444	410	-	EC000108
MASTER TL-D Super 80 23W/830	444	410	-	EC000108
MASTER TL-D Super 80 23W/840	383	386	-	EC000108
MASTER TL-D Super 80 30W/830	440	403	-	EC000108
MASTER TL-D Super 80 30W/840	380	380	-	EC000108
MASTER TL-D Super 80 36W/830	440	403	-	EC000108
MASTER TL-D Super 80 70W/830	440	403	-	EC000108
MASTER TL-D Super 80 70W/835	409	394	-	EC000108

Surface luminance

