


elcometer®  
inspection equipment



**Elcometer 456**  
coating thickness gauge

## Elcometer 456

## Coating Thickness Gauge




Specialised probes to meet a wide range of applications, see page 11

Integral and Separate gauges to measure coatings up to 31mm (1220mils)

Dust and waterproof rugged design equivalent to IP64

Secure probe connection for improved durability



Large easy to read measurements in Metric and Imperial units



View up to 8 user selectable statistics on-screen




On-screen trend graph displaying last 20 measurement values

## Coating Thickness Gauge

**Elcometer 456**

Fast reading rate of 70+ per minute, 140+ per minute with Ultra/Scan Probe

Large easy to read colour display



Scratch and solvent resistant screen

Auto rotating display with tap awake feature

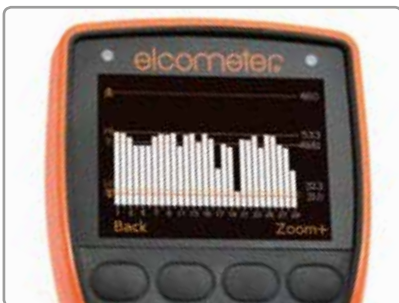


Stores up to 150,000 readings in alpha numeric batches

Large buttons with positive feedback

USB and Bluetooth® data output to ElcoMaster® software suite of products

**Android™** 



Individual batch readings can be reviewed numerically or graphically

The Elcometer 456 sets new standards; providing reliable and accurate coating thickness measurements; helping you to become more efficient.

## Elcometer 456



Bigfoot™ integral probe for accurate and repeatable measurements



Ergonomic design for comfort during continuous use



2.4" colour screen provides enhanced reading visibility at all angles

## Coating Thickness Gauge

### Easy

- Large buttons ideal for gloved hands
- Easy to use menus in multiple languages
- High contrast colour LCD with auto rotate
- High and low reading limit indicators
- Factory calibrated for immediate use

### Accurate

- Measurement capability to  $\pm 1\%$
- Can be used in accordance with National & International Standards
- Temperature stable measurements
- Increased reading resolution for thin coatings
- Measures accurately on smooth, rough, thin and curved surfaces

### Reliable


- Repeatable and reproducible
- 2 year gauge warranty
- Supplied with fully traceable test certificates
- Batch date and time stamp facility

#### STANDARDS:

AS 2331.1.4, AS 3894.3-B, AS/NZS 1580.108.1, ASTM B 499, ASTM D 1186-B, ASTM D 1400, ASTM D 7091, ASTM E 376, ASTM G 12, BS 3900-C5-6B, BS 3900-C5-6A, BS 5411-11, BS 5411-3, BS 5599, DIN 50981, DIN 50984, ECCA T1, EN 13523-1, IMO MSC.215(82), IMO MSC.244 (83), ISO 1461, ISO 19840, ISO 2063, ISO 2360, ISO 2808-6A, ISO 2808-6B, ISO 2808-7C, ISO 2808-7D, ISO 2808-12, JIS K 5600-1-7, NF T30-124, SS 184159, SSPC PA 2, US Navy PPI 63101-000, US Navy NSI 009-32



compatible with  
**ElcoMaster**





## Coating Thickness Gauge

**Elcometer 456**

### Rugged

- Sealed, heavy duty and impact resistant
- Dust and waterproof equivalent to IP64
- Scratch and solvent resistant display
- Durable gauge and probe construction
- Suitable for use in harsh environments

### Efficient

- Fast reading rate of 70+ per minute, 140+ per minute with Ultra/Scan Probe
- Multiple calibration memories
- Alpha numeric batch identification
- User selectable calibration methods
- Compatible with ElcoMaster® and ElcoMaster® Mobile App

### Powerful

- Wide range of interchangeable probes
- USB and Bluetooth® data output to iPhone\* or Android™ devices
- Stores up to 150,000 readings in 2,500 batches
- Measures up to 31mm (1220mils) of coating on metal substrates



**Android™** 

Made for

 iPod  iPhone  iPad



Paperless Quality Assurance with the ElcoMaster® suite of products

\*Compatible with iPod, iPhone and iPad.

## Elcometer 456


## Coating Thickness Gauge

### Scan Mode



When the Scan Mode\* is selected users can slide the Ultra/Scan probe over the entire surface area. As the probe is lifted off the surface the gauge displays the average coating thickness value, the highest thickness and the lowest thickness values. Each set of three readings (average, high and low) can be displayed on the run graph and stored into the memory.

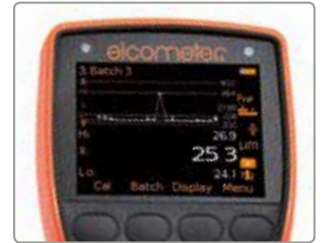
During each scan the Elcometer 456 displays the live thickness reading together with an analogue bar graph which graphically indicates the thickness relative to both the nominal thickness and any user-defined limits.



Scan Mode\* stores the average, highest and lowest readings over a test area



During a scan the live reading together with an analogue bar graph is displayed



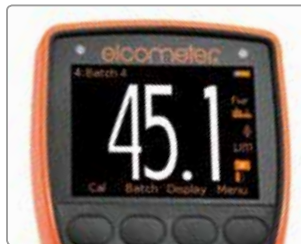
The Run Chart displays the average thickness as well as the highest and lowest readings for each scan



### Auto Repeat Mode

When the Ultra/Scan Probe is slid over the coated surface in Auto Repeat Mode\*, a reading is taken approximately every half a second. Each individual reading is stored into the memory.

With a reading rate in excess of 140 readings per minute the Auto Repeat Mode can significantly speed up the inspection of large coated areas.



Auto Repeat Mode\* measures and stores into memory over 140 individual readings per minute



The gauge updates and displays the statistical values as each individual reading is taken



The Run Chart displays each individual reading allowing the user to identify any significant trends

\* Scan and Auto Repeat Modes require an Elcometer 456 Model T gauge with Ultra/Scan Probe.

## Coating Thickness Gauge

## Elcometer 456

### Ultra/Scan Probe

Featuring a highly durable 'snap on' replaceable probe cap, the Elcometer 456 Ultra/Scan Probe is a revolutionary design which allows users to take individual readings or rapidly scan large surface areas - without damaging the probe or the coating.

When used in conjunction with the Elcometer 456 Scan or Auto Repeat Modes\* the Ultra/Scan Probe enables users to significantly reduce inspection times without affecting accuracy.

The Ultra/Scan Probe uses the Elcometer 456's patented offset feature<sup>+</sup>, ensuring that any cap wear during use<sup>#</sup> is incorporated within the calibration process. The gauge even informs the user when to replace the cap.



The Ultra/Scan Probe with replaceable end caps for increased durability

### Counted Average Mode

The Elcometer 456 Model S and Model T are supplied with the Counted Average Mode. Once the user has defined the number of individual gauge readings to be taken within a spot measurement, the gauge stores the average of the individual gauge readings into the memory.

### Fixed Batch Sizes

The Fixed Batch Size feature within the Elcometer 456 Model T allows users to define the maximum number of readings in each batch. Once the maximum number of readings has been reached the gauge automatically opens up a new batch which is linked to the previous batch (name-1, name-2, etc.).



Counted Average and Fixed Batch Sizes can be used with all Elcometer 456 probes

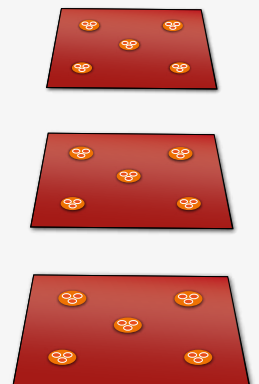
### Working with Standards and Test Methods

International Standards and test methods often describe the number of individual gauge readings to be taken in a spot measurement and/or the number of spot measurements required over a defined surface area.

SSPC PA2 requires a minimum of three gauge readings to be taken per spot measurement and five spot measurements over 10m<sup>2</sup> (~100ft<sup>2</sup>).

The Elcometer 456 Model S or Model T can be set with a counted average of three and a fixed batch size of five to meet these requirements. Each batch defines an area of measurement.

When the Ultra/Scan Probe is connected to the Elcometer 456 Model T with Auto Repeat Mode selected, SSPC PA2 (or similar test methods) can be completed more than 40% faster.



\* Scan and Auto Repeat Modes require an Elcometer 456 Model T gauge with Ultra/Scan Probe.

+ Patent Number US6243661

# When tested on smooth surfaces probe end caps have been scanned in excess of 50km (30 miles).

| Product Features   | ■ Standard           | □ Optional           |                      |
|--|----------------------|----------------------|----------------------|
|  | Model B              | Model S              | Model T              |
| Fast, accurate reading rate; <i>70+ readings per minute</i>              | ■                    | ■                    | ■                    |
| Repeatable & reproducible measurements                                   | ■                    | ■                    | ■                    |
| Easy to use menu structure; <i>in 30+ languages</i>                      | ■                    | ■                    | ■                    |
| Tough, impact, waterproof & dust resistant; <i>equivalent to IP64</i>    | ■                    | ■                    | ■                    |
| Bright colour screen; <i>with permanent back light</i>                   | ■                    | ■                    | ■                    |
| Scratch & solvent resistant display; <i>2.4" (6cm) TFT</i>               | ■                    | ■                    | ■                    |
| Large positive feedback buttons  | ■                    | ■                    | ■                    |
| USB power supply; <i>via PC</i>  | ■                    | ■                    | ■                    |
| Test certificate   | ■                    | ■                    | ■                    |
| 2 year gauge warranty  | ■                    | ■                    | ■                    |
| Automatic rotating display; <i>0°, 90°, 180° &amp; 270°</i>              | ■                    | ■                    | ■                    |
| Ambient light sensor; <i>with adjustable auto brightness</i>             | ■                    | ■                    | ■                    |
| Emergency light  | ■                    | ■                    | ■                    |
| Tap awake from sleep   | ■                    | ■                    | ■                    |
| Gauge software updates <sup>1</sup> ; <i>via ElcoMaster® software</i>    | ■                    | ■                    | ■                    |
| Data output  | ■                    | ■                    | ■                    |
| USB; <i>to computer</i>  | ■                    | ■                    | ■                    |
| Bluetooth®; <i>to computer, Android™ &amp; iOS+ devices</i>              | ■                    | ■                    | ■                    |
| On screen statistics   | ■                    | ■                    | ■                    |
| Number of readings; $\eta$   | ■                    | ■                    | ■                    |
| Mean (average); $\bar{x}$  | ■                    | ■                    | ■                    |
| Standard deviation; $\sigma$   | ■                    | ■                    | ■                    |
| Highest reading; $H_i$   | ■                    | ■                    | ■                    |
| Lowest reading; $L_o$  | ■                    | ■                    | ■                    |
| Coefficient of variation; $CV\%$   | ■                    | ■                    | ■                    |
| Elcometer index value <sup>2</sup> ; $EIV$                               | ■                    | ■                    | ■                    |
| Nominal dry film thickness; $NDFT$                                       | ■                    | ■                    | ■                    |
| IMO PSPC; $\%>NDFT, \%>90<NDFT, 90:10$ pass/fail                         | ■                    | ■                    | ■                    |
| High & low limits; <i>definable audible &amp; visual alarms</i>          | ■                    | ■                    | ■                    |
| Number of readings above high limit;                                     | ■                    | ■                    | ■                    |
| Number of readings below low limit;                                      | ■                    | ■                    | ■                    |
| Live reading trend graph; <i>in batch mode</i>                           | ■                    | ■                    | ■                    |
| ElcoMaster® software & USB cable   | □                    | ■                    | ■                    |
| Replaceable screen protectors  | □                    | ■                    | ■                    |
| Protective case  | ■                    | ■                    | ■                    |
| Plastic transit case   | □                    | □                    | ■                    |
| Integral models; <i>with automatic gauge switch on</i>                   | ■                    | ■                    | ■                    |
| Probe type; <i>Ferrous (F), Non-Ferrous (N), Dual (FNF)</i> <sup>3</sup> | F, N, FNF            | F, N, FNF            | F, N, FNF            |
| Measurement range  | 0-13mm<br>0-500mils  | 0-1500µm<br>0-60mils | 0-1500µm<br>0-60mils |
| Separate models; <i>with automatic probe recognition</i>                 | ■                    | ■                    | ■                    |
| Probe type; <i>Ferrous (F), Non-Ferrous (N), Dual (FNF)</i> <sup>3</sup> | F, N, FNF            | F, N, FNF            | F, N, FNF            |
| Measurement range; <i>see page 11 for probe selection</i>                | 0-31mm<br>0-1220mils | 0-31mm<br>0-1220mils | 0-31mm<br>0-1220mils |

\*The Elcometer 456 is extendable within 60 days from date of purchase, free of charge, to 2 years via [www.elcometer.com](http://www.elcometer.com).

Elcometer 456 probes are covered by a 1 year warranty.

<sup>1</sup> Internet connection required    <sup>2</sup> Elcometer Index Values are used in the automotive industry to assess a coating's overall quality; USA Patent Number US7606671B2

<sup>3</sup> FNF Patent Numbers USA: 5886522

\* Visit [www.elcometer.com/sdk](http://www.elcometer.com/sdk) to find out how to integrate Elcometer's MFi certified products to your App.



## Coating Thickness Gauge

**Elcometer 456**

| Product Features <span style="float: right;">■ Standard    □ Optional</span> |         |         |         |
|--|---------|---------|---------|
|  | Model B | Model S | Model T |
| On-screen calibration instructions; <i>in 30+ languages</i>                  | ■       | ■       | ■       |
| Multiple calibration methods   | ■       | ■       | ■       |
| Factory; <i>resets to the factory calibration</i>                            | ■       | ■       | ■       |
| 2-Point; <i>for smooth and rough surfaces</i>                                | ■       | ■       | ■       |
| 1-Point; <i>zero calibration</i>   | ■       | ■       | ■       |
| Zero offset <sup>4</sup> ; <i>for calibration according to ISO19840</i>      |         | ■       | ■       |
| Predefined calibration & measurement methods                                 |         | ■       | ■       |
| ISO, SSPC PA2, Swedish, Australian   |         | ■       | ■       |
| Automatic calibration; <i>for rapid calibration</i>                          |         | ■       | ■       |
| Calibration memory type; <i>gauge (g) or gauge &amp; batch (gb)</i>          | g       | gb      | gb      |
| Number of batches; <i>with unique calibrations</i>                           |         | 1       | 2,500   |
| Calibration memories; <i>3 user-programmable memories</i>                    |         |         | ■       |
| Measurement outside calibration warning                                      |         |         | ■       |
| Calibration lock; <i>with optional PIN code unlock</i>                       | ■       | ■       | ■       |
| Delete last reading  | ■       | ■       | ■       |
| Gauge memory; <i>number of readings</i>                                      | Last 5  | 1,500   | 150,000 |
| Individual batch calibrations; <i>sent to PC via ElcoMaster®</i>             |         | ■       | ■       |
| Limits; <i>user definable audible &amp; visual pass/fail warnings</i>        |         | ■       | ■       |
| Gauge (g) or gauge & batch specific (gb) limits                              |         | g       | gb      |
| Date and time stamp  |         | ■       | ■       |
| Review, clear & delete batches   |         |         | ■       |
| Batch types; <i>normal, counted average, IMO PSPC</i>                        |         | ■       | ■       |
| Navsea Mode  |         |         | ■       |
| Batch review graph   |         |         | ■       |
| Copy batches and calibration settings  |         |         | ■       |
| Alpha-numeric batch names; <i>user definable on the gauge</i>                |         |         | ■       |
| Scan & auto repeat modes; <i>with Ultra/Scan probe connected</i>             |         |         | ■       |
| Fixed batch size mode; <i>with batch linking</i>                             |         |         | ■       |

| Technical Specification                     |  |
|---|--|
| Display information                         | 2.4" (6cm) QVGA colour TFT display, 320 x 240 pixels   |
| Battery type                                | 2 x AA dry cell batteries, rechargeable batteries can also be used   |
| Battery life                                | approx 24 hours of continuous use at 1 reading per second <sup>5</sup>   |
| Gauge dimensions (h x w x d)                | 141 x 73 x 37mm (5.55 x 2.87 x 1.46")  |
| Gauge weight (including batteries supplied) | Separate: 161g (5.68oz)<br>Integral: 156g (5.50oz)   |
| Operating temperature                       | -10 to 50°C (14 to 122°F)  |
| Packing List                                | Elcometer 456 gauge, calibration foils (integrals only), wrist harness, transit case (T), protective case (B, S, T), 1 x screen protectors (S, T), 2 x AA batteries, operating instructions, USB cable (S, T), ElcoMaster® software (S, T)<br>For separate gauge probe options see page 11 |

■ Standard    □ Optional

<sup>4</sup> Zero Offset USA Patent Number US6243661

<sup>5</sup> Using default settings & lithium batteries, alkaline or rechargeable batteries may differ

## Elcometer 456



## Integral & Separate model range

The Elcometer 456 is available in three different models. Each gauge provides the user with increasing functionality - from the entry level Elcometer 456 Model B, to the top of the range Elcometer 456 Model T.

Integral gauges are ideal for single handed operation as the wide footprint of the Bigfoot™ internal probe provides greater stability during measurement - allowing for consistent, repeatable and accurate results.

Separate models, with their wide range of probes, provide even greater measurement flexibility. See page 11 for more details.

### Integral Model Options

C

| Scale 1                            | Range: 0-1500µm (0-60mils)   | Accuracy*: ±1-3% or ±2.5µm (±0.1mil)     |  |             |
|------------------------------------|--|--|--|-------------|
|                                    | Resolution: 0.1µm: 0-100µm; 1µm: 100-1500µm (0.01mil: 0-5mils; 0.1mil: 5-60mils) |  |  |             |
|                                    | Model B  | Model S                                  | Model T                                  | Certificate |
| Elcometer 456 Ferrous Integral     | A456CFBI1  | A456CFSI1                                | A456CFTI1                                | •           |
| Elcometer 456 Non-Ferrous Integral | A456CNBI1  | See separate gauges with N2 PINIP™ Probe | See separate gauges with N2 PINIP™ Probe | •           |
| Elcometer 456 Dual FNF Integral    | A456CFNFI1   | A456CFNFI1                               | A456CFNFI1                               | •           |

| Scale 2   | Range: 0-5mm (0-200mils)   | Accuracy*: ±1-3% or ±20µm (±1.0mil)      |  |             |
|---|--|--|--|-------------|
|   | Resolution: 1µm: 0-1mm; 10µm: 1-5mm (0.1mil: 0-50mils; 1mil: 50-200mils) |  |  |             |
| <i>For higher resolution &amp; accuracy on thin coatings Scale 2 gauges can be switched to the Scale 1 mode measurement performance</i> |  |  |  |             |
|   | Model B  | Model S                                  | Model T                                  | Certificate |
| Elcometer 456 Ferrous Integral  | A456CFBI2  | See separate gauges with F2 PINIP™ Probe | See separate gauges with F2 PINIP™ Probe | •           |

| Scale 3                        | Range: 0-13mm (0-500mils)   | Accuracy*: ±1-3% or ±50µm (±2.0mils)     |  |             |
|--------------------------------|---|--|--|-------------|
|                                | Resolution: 1µm: 0-2mm; 10µm: 2-13mm (0.1mil: 0-100mils; 1mil: 100-500mils) |  |  |             |
|                                | Model B   | Model S                                  | Model T                                  | Certificate |
| Elcometer 456 Ferrous Integral | A456CFBI3   | See separate gauges with F3 PINIP™ Probe | See separate gauges with F3 PINIP™ Probe | •           |

### Separate Model Options

|                                    | Model B   | Model S    | Model T    | Certificate |
|------------------------------------|-----------|------------|------------|-------------|
| Elcometer 456 Ferrous Separate     | A456CFBS  | A456CFSS   | A456CFTS   | •           |
| Elcometer 456 Non-Ferrous Separate | A456CNBS  | A456CNSS   | A456CNTS   | •           |
| Elcometer 456 Dual FNF Separate    | A456CFNFB | A456CFNFSS | A456CFNFST | •           |

Probes are supplied separately, see page 11 for details

### Accessories

|           |   |
|-----------|---|
| T99922341 | Self Adhesive Screen Protectors (x10)           |
| T99921325 | USB Cable                                       |
| T45622371 | Benchtop Inspection Stand - for Separate Gauges |

• Certificate supplied as standard.

\* Whichever is the greater

## Probe range

**Elcometer 456**

All Elcometer 456 probes are fully interchangeable and are available in a number of designs and scale ranges to meet your specific application.

### Straight Probes

Measures coatings on both flat and curved surfaces

### Mini Probes

Ideal for measuring coatings on edges, narrow pipes or small surface areas

### Right Angle Probes

For taking readings where access is restricted

### PINIP™ Probes

Plug-in probes convert a separate gauge into an integral gauge

### Telescopic Probes

Extending right angle probes for out of reach areas

### Ultra/Scan Probes

These probes are fitted with replaceable probe caps - allowing users to take individual readings or scan large surface areas without damaging the probe

### Waterproof Probes

Sealed for use underwater at depth, even in diving gloves

### High Temperature Probes

For use on hot coated materials up to 250°C (480°F)

### Anodiser Probes

Chemical resistant washable probes - ideal for the anodising environment

### Armoured Probes

Probes with metal reinforced heavy duty cables, reducing the risk of cable damage

### Soft Coating Probes

Large surface area probes for soft reach materials (HVCA approved)

### Specialist Probes

These probes are designed for measuring on specialist substrates, such as graphite, or electroplated components

Ferrous probes measure non magnetic coatings on ferro-magnetic substrates. Elcometer 456 ferrous gauges accept any ferrous probe. Non-ferrous probes measure non conductive coatings on non-ferrous metal substrates and Elcometer 456 non-ferrous gauges accept any non-ferrous probe. Dual FNF probes measure both ferrous and non-ferrous applications with automatic substrate detection. Elcometer 456 FNF gauges accept all ferrous, non-ferrous and dual FNF probes.


Elcometer probes have a maximum operating temperature of 80°C (176°F) with the exception of separate ferrous probes 150°C (300°F) and Hi-Temperature PINIP's 250°C (480°F). The stated temperature is the substrate temperature, and the duty cycle of the probe must be reduced to ensure a minimal temperature build-up within the probe.

All Elcometer probes are supplied with a Test Certificate and a set of calibration foils appropriate to the scale range of the probe - see page 16 for further information.

## Elcometer 456

## Separate Probes

Scale 0.5: Range: 0-500µm / 0-20mils



|                              |                                  |                                      |
|------------------------------|----------------------------------|--------------------------------------|
| <b>Accuracy<sup>a</sup>:</b> | ±1-3% or ±2.5µm                  | ±1-3% or ±0.1mil                     |
| <b>Range:</b>                | 0-500µm                          | 0-20mils                             |
| <b>Resolution:</b>           | 0.1µm: 0-100µm<br>1µm: 100-500µm | 0.01mil: 0-5mils<br>0.1mil: 5-20mils |
| <b>Certificate:</b>          | ●                                |                                      |

| Description <sup>c</sup>                      | Part Number   | Minimum Headroom | Minimum Sample Diameter <sup>b</sup> |
|---|---------------|------------------|--------------------------------------|
| <b>Ferrous (F)</b>                            |               |                  |                                      |
| Mini Probe - Straight, 45mm (1.77") long      | T456CFM3---A  | 6mm (0.24")      | 3mm (0.12")                          |
| Mini Probe - 90°, 45mm (1.77") long           | T456CFM3R90A  | 16mm (0.63")     | 3mm (0.12")                          |
| Mini Probe - 45°, 45mm (1.77") long           | T456CFM3R45A  | 18mm (0.71")     | 3mm (0.12")                          |
| Mini Probe - Straight, 150mm (5.90") long     | T456CFM3---C  | 6mm (0.24")      | 3mm (0.12")                          |
| Mini Probe - 90°, 150mm (5.90") long          | T456CFM3R90C  | 16mm (0.63")     | 3mm (0.12")                          |
| Mini Probe - 90°, 300mm (11.8") long          | T465CFM3R90D  | 16mm (0.63")     | 3mm (0.12")                          |
| Mini Probe - 45°, 300mm (11.8") long          | T456CFM3R45D  | 18mm (0.71")     | 3mm (0.12")                          |
| <b>Non-Ferrous (N)</b>                        |               |                  |                                      |
| Mini Probe - Straight, 45mm (1.77") long      | T456CNM3---A  | 6mm (0.24")      | 4mm (0.16")                          |
| Mini Probe - 90°, 45mm (1.77") long           | T456CNM3R90A  | 16mm (0.63")     | 4mm (0.16")                          |
| Mini Probe - Straight, 150mm (5.90") long     | T456CNM3---C  | 6mm (0.24")      | 4mm (0.16")                          |
| Mini Probe - 90°, 150mm (5.90") long          | T456CNM3R90C  | 16mm (0.63")     | 4mm (0.16")                          |
| Mini Probe - 90°, 400mm (15.7") long          | T456CNM3R90E  | 16mm (0.63")     | 4mm (0.16")                          |
| <b>Non-Ferrous - Graphite (N)</b>             |               |                  |                                      |
| Mini Probe - 90° Graphite, 45mm (1.77") long  | T456CNMG3R90A | 16mm (0.63")     | 4mm (0.16")                          |
| Mini Probe - 90° Graphite, 150mm (5.90") long | T456CNMG3R90C | 16mm (0.63")     | 4mm (0.16")                          |
| Mini Probe - 90° Graphite, 400mm (15.7") long | T456CNMG3R90E | 16mm (0.63")     | 4mm (0.16")                          |

a. Whichever is the greater

b. FNF (F): FNF probe in F mode FNF (N): FNF probe in N mode

● Certificate supplied as standard.

c. Probe length is measured from X to Y



Elcometer 456 probes are covered by a 1 year warranty




Separate Probes

Elcometer 456

Scale 1: Range: 0-1500µm / 0-60mils

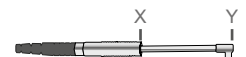
|                          |                                   |                                      |
|--------------------------|-----------------------------------|--------------------------------------|
| Accuracy <sup>ae</sup> : | ±1-3% or ±2.5µm                   | ±1-3% or ±0.1mil                     |
| Range <sup>d</sup> :     | 0-1500µm                          | 0-60mils                             |
| Resolution:              | 0.1µm: 0-100µm<br>1µm: 100-1500µm | 0.01mil: 0-5mils<br>0.1mil: 5-60mils |
| Certificate:             | ●                                 |                                      |



|  | Description <sup>c</sup>                              | Part Number     | Minimum Headroom | Minimum Sample Diameter <sup>b</sup> |
|--|---|-----------------|------------------|--------------------------------------|
| <b>Ferrous (F)</b>                     |   |                 |                  |                                      |
|  | Straight Probe  | T456CF1S        | 85mm (3.35")     | 4mm (0.16")                          |
|  | Straight Probe, sealed                                | T456CF1E        | 85mm (3.35")     | 4mm (0.16")                          |
|  | Ultra/Scan Probe                                      | T456CF1U        | 86mm (3.38")     | 15mm (0.59")                         |
|  | Right Angle Probe                                     | T456CF1R        | 28mm (1.10")     | 4mm (0.16")                          |
|  | Mini Probe - 90°, 45mm (1.77") long                   | T456CFM5R90A    | 16mm (0.63")     | 4mm (0.16")                          |
|  | Mini Probe - 90°, 45mm (1.77") long, sealed           | T456CFME5R90A   | 16mm (0.63")     | 4mm (0.16")                          |
|  | Mini Probe - 90°, 45mm (1.77") long, 2m cable, sealed | T456CFME5R90A-2 | 16mm (0.63")     | 4mm (0.16")                          |
|  | PINIP™ Integral Probe                                 | T456CF1P        | 170mm (6.69")    | 4mm (0.16")                          |
| <b>Non-Ferrous (N)</b>                 |   |                 |                  |                                      |
|  | Straight Probe  | T456CN1S        | 85mm (3.35")     | 4mm (0.16")                          |
|  | Right Angle Probe                                     | T456CN1R        | 28mm (1.10")     | 4mm (0.16")                          |
|  | Mini Probe - 90°, 45mm (1.77") long                   | T456CNM5R90A    | 16mm (0.63")     | 4mm (0.16")                          |
|  | Mini Probe - 90°, 150mm (5.90") long                  | T456CNM5R90C    | 16mm (0.63")     | 4mm (0.16")                          |
|  | Mini Probe - 90°, 400mm (15.7") long                  | T456CNM5R90E    | 16mm (0.63")     | 4mm (0.16")                          |
|  | Anodiser Probe  | T456CN1AS       | 100mm (3.94")    | 4mm (0.16")                          |
|  | PINIP™ Integral Probe                                 | T456CN1P        | 180mm (7.09")    | 4mm (0.16")                          |
| <b>Ferrous &amp; Non-Ferrous (FNF)</b> |   |                 |                  |                                      |
|  | Straight Probe  | T456CFNF1S      | 88mm (3.46")     | F: 4mm (0.16")<br>N: 6mm (0.24")     |
|  | Ultra/Scan Probe                                      | T456CFNF1U      | 89mm (3.50")     | 15mm (0.59")                         |
|  | Right Angle Probe                                     | T456CFNF1R      | 38mm (1.50")     | F: 4mm (0.16")<br>N: 6mm (0.24")     |
|  | PINIP™ Integral Probe                                 | T456CFNF1P      | 180mm (7.09")    | F: 4mm (0.16")<br>N: 6mm (0.24")     |

a. Whichever is the greater  
 b. FNF (F): FNF probe in F mode FNF (N): FNF probe in N mode  
 ● Certificate supplied as standard.

c. Probe length is measured from X to Y  
 d. Excluding Ultra/Scan probe end cap  
 e. Ultra/Scan Probe calibrated using a sample of the uncoated substrate  
 Elcometer 456 probes are covered by a 1 year warranty


















## Elcometer 456

## Separate Probes

### Scale 2: Range: 0-5mm / 0-200mils



|                               |                           |  |
|-------------------------------|---------------------------|--|
| <b>Accuracy<sup>ae</sup>:</b> | ±1-3% or ±20µm            | ±1-3% or ±1.0mil                       |
| <b>Range<sup>d</sup>:</b>     | 0-5mm                     | 0-200mils                              |
| <b>Resolution:</b>            | 1µm: 0-1mm<br>10µm: 1-5mm | 0.1mil: 0-50mils<br>1.0mil: 50-200mils |
| <b>Certificate:</b>           | ●                         |  |

| Description <sup>c</sup>   | Part Number  | Minimum Headroom | Minimum Sample Diameter <sup>b</sup> |
|--|--------------|------------------|--------------------------------------|
| <b>Ferrous (F)</b>   |              |                  |                                      |
|  Straight Probe                                | T456CF2S     | 89mm (3.50")     | 8mm (0.32")                          |
|  Ultra/Scan Probe                              | T456CF2U     | 90mm (3.54")     | 15mm (0.59")                         |
|  Right Angle Probe                             | T456CF2R     | 32mm (1.26")     | 8mm (0.32")                          |
|  Armoured Probe                                | T456CF2ARM   | 138mm (5.43")    | 8mm (0.32")                          |
|  Telescopic Probe - 56 -122cm (22 - 48") long  | T456CF2T     | 36mm (1.42")     | 8mm (0.32")                          |
|  Soft Coating Probe                            | T456CF2B     | 89mm (3.50")     | 8mm (0.32")                          |
|  Waterproof Probe, 1m (3') cable               | T456CF2SW    | 138mm (5.43")    | 8mm (0.32")                          |
|  Waterproof Probe, 5m (15') cable              | T456CF2SW-5  | 138mm (5.43")    | 8mm (0.32")                          |
|  Waterproof Probe, 15m (45') cable           | T456CF2SW-15 | 138mm (5.43")    | 8mm (0.32")                          |
|  Waterproof Probe, 30m (98') cable           | T456CF2SW-30 | 138mm (5.43")    | 8mm (0.32")                          |
|  Waterproof Probe, 50m (164') cable          | T456CF2SW-50 | 138mm (5.43")    | 8mm (0.32")                          |
|  PINIP™ Integral Probe                       | T456CF2P     | 174mm (6.85")    | 8mm (0.32")                          |
|  Hi-Temperature PINIP™ Probe - 250°C (480°F) | T456CF2PHT   | 174mm (6.85")    | 8mm (0.32")                          |
| <b>Non-Ferrous (N)</b>   |              |                  |                                      |
|  Straight Probe                              | T456CN2S     | 88mm (3.46")     | 14mm (0.55")                         |
|  PINIP™ Integral Probe                       | T456CN2P     | 185mm (7.28")    | 14mm (0.55")                         |

### Scale 3: Range: 0-13mm / 0-500mils



|                              |                            |  |
|------------------------------|----------------------------|--|
| <b>Accuracy<sup>a</sup>:</b> | ±1-3% or ±50µm             | ±1-3% or ±2.0mils                        |
| <b>Range:</b>                | 0-13mm                     | 0-500mils                                |
| <b>Resolution:</b>           | 1µm: 0-2mm<br>10µm: 2-13mm | 0.1mil: 0-100mils<br>1.0mil: 100-500mils |
| <b>Certificate:</b>          | ●                          |  |

| Description <sup>c</sup>   | Part Number | Minimum Headroom | Minimum Sample Diameter <sup>b</sup> |
|--|-------------|------------------|--------------------------------------|
| <b>Ferrous (F)</b>   |             |                  |                                      |
|  Straight Probe        | T456CF3S    | 102mm (4.02")    | 14mm (0.55")                         |
|  PINIP™ Integral Probe | T456CF3P    | 184mm (7.24")    | 14mm (0.55")                         |

a. Whichever is the greater

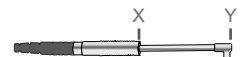
b. FNF (F): FNF probe in F mode FNF (N): FNF probe in N mode

● Certificate supplied as standard.

c. Probe length is measured from X to Y

d. Excluding Ultra/Scan probe end cap

e. Ultra/Scan Probe calibrated using a sample of the uncoated substrate  
Elcometer 456 probes are covered by a 1 year warranty




Separate Probes

Elcometer 456

Scale FM7: Range: 0.6-3.8mm / 25-150mils

|                         |                             |   |
|-------------------------|-----------------------------|---|
| Accuracy <sup>a</sup> : | ±7.5% or ±114µm             | ±7.5% or ±4.5mils                           |
| Range <sup>f</sup> :    | 0.60-3.8mm                  | 25-150mils                                  |
| Resolution:             | 1µm: 0-1mm<br>10µm: 1-3.8mm | 0.1mil: 0-139.3mils<br>1.0mil: 39.4-150mils |
| Certificate:            | ●                           |   |







|   | Description <sup>c</sup>            | Part Number  | Minimum Headroom | Minimum Sample Diameter <sup>b</sup> |
|---|-------------------------------------|--------------|------------------|--------------------------------------|
| <b>Ferrous (F)</b>  |                                     |              |                  |                                      |
|  | Mini Probe - 45°, 45mm (1.77") long | T456CFM7R45A | 20mm (0.79")     | 6.5 mm (0.26")                       |

Scale 6: Range: F: 0-25mm / 0-980mils N: 0-30mm / 0-1220mils

|                         |                              |   |
|-------------------------|------------------------------|---|
| Accuracy <sup>a</sup> : | ±1-3% or ±100µm              | ±1-3% or ±4.0mils                       |
| Range:                  | F: 0-25mm<br>N: 0-30mm       | F: 0-980mils<br>N: 0-1200mils           |
| Resolution:             | 10µm: 0-2mm<br>100µm: 2-30mm | 1mil: 0-100mils<br>10mils: 100-1200mils |
| Certificate:            | ●                            |   |




|   | Description <sup>c</sup>       | Part Number | Minimum Headroom | Minimum Sample Diameter <sup>b</sup>                 |
|---|--------------------------------|-------------|------------------|--|
| <b>Ferrous (F)</b>  |                                |             |                  |  |
|  | Straight Probe                 | T456CF6S    | 150mm (5.90")    | 51 x 51mm <sup>2</sup><br>(2 x 2 inch <sup>2</sup> ) |
|  | Straight Probe, armoured cable | T456CF6ARM  | 190mm (7.48")    | 51 x 51mm <sup>2</sup><br>(2 x 2 inch <sup>2</sup> ) |
| <b>Non-Ferrous (N)</b>  |                                |             |                  |  |
|  | Straight Probe                 | T456CN6S    | 160mm (6.30")    | 58mm (2.29")   |
|  | Straight Probe, armoured cable | T456CN6ARM  | 200mm (7.87")    | 58mm (2.29")   |

Scale 7: Range: 0-31mm / 0-1220mils

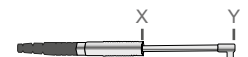
|                         |                              |   |
|-------------------------|------------------------------|---|
| Accuracy <sup>a</sup> : | ±1-3% or ±100µm              | ±1-3% or ±4.0mils                         |
| Range:                  | 0-31mm                       | 0-1220mils                                |
| Resolution:             | 10µm: 0-2mm<br>100µm: 2-31mm | 1.0mil: 0-100mils<br>10mils: 100-1220mils |
| Certificate:            | ●                            |   |



|   | Description <sup>c</sup>       | Part Number | Minimum Headroom | Minimum Sample Diameter <sup>b</sup>                       |
|---|--------------------------------|-------------|------------------|--|
| <b>Ferrous (F)</b>  |                                |             |                  |  |
|  | Straight Probe, armoured cable | T456CF7ARM  | 200mm (7.87")    | 55 x 55mm <sup>2</sup><br>(2.17 x 2.17 inch <sup>2</sup> ) |

a. Whichever is the greater  
b. FNF (F): FNF probe in F mode FNF (N): FNF probe in N mode

c. Probe length is measured from X to Y  
f. For Elcometer 456 Model T gauges only



● Certificate supplied as standard.

Elcometer 456 probes are covered by a 1 year warranty

## Elcometer 456



T99925387

Operating Temperature

Data Output

Power Supply

Packing List

## Probe Accessories

### Jumbo Hand Grip

Ideal for precision placement for the most accurate results on flat and curved surfaces. Place the probe inside the Jumbo Hand Grip and take measurements-ideal when wearing gloves. Suitable for any Elcometer 456 Scale 1 or Scale 2 straight probes.

F and N Probes

Dual FNF Probes

T9997766-

T99913225

Jumbo Adaptor

### V-Probe Adaptor

Ideal for precision placement for the most accurate results on medium and large diameter curved surfaces such as pipes and cylinders. Suitable for any Elcometer 456 Scale 1 or Scale 2 straight probes.

F and N Probes

Dual FNF Probes

T9997381-

T99913133

V-Probe Adaptor

### Ultra/Scan Probe Replacement End Caps

Highly durable - when tested on smooth surfaces probe end caps have been scanned in excess of 50 km (30 miles) - each end cap snaps on to the end of the Ultra/Scan probe significantly enhancing the lifetime of the probe.

F & Dual FNF Probes

T456C23956

Replacement Ultra/Scan Probe End Caps (3 per pack)

### Probe Placement Jig

The Elcometer probe placement jig is the ideal accessory for measuring coatings on small or complex components when the highest levels of repeatability and accuracy are required.

T95012880

Probe Placement Jig

Each probe placement jig is supplied with a probe housing and a component holder to suit Scale 1 or Scale 2 straight probes.

T95013028

Component Hand Vice

T95012888

Cable Release Assembly - ideal for remote measurements

T95015961

Dual FNF Probe Housing Adaptor

T95016896

Mini Probe Housing Adaptor

### Data Output Controller

Enables data to be output from the Elcometer 456 via RS232 ports for the purposes of controlling automated production lines.

The Elcometer Software Support Team, or users can produce their own customised software to utilise the data output from the Elcometer 456 gauge in order to remotely trigger pass/fail criteria for their processes.

Elcometer Data Output Controller

0 to 50°C (32°F to 122°F)

Data Input

USB

One RS232 serial output via 9 way D-Type connector

Requires 5V 1A(min) DC supply via mini USB. External plug-in mains adapter with interchangeable UK/EU/US/AUS pins supplied.

Elcometer Data Output Controller, USB to RS232 converter lead, power supply (with 4 sets of interchangeable pins)



## Coated Thickness Standards

## Elcometer 995

The Elcometer 995 Coated Thickness Standards are hard wearing, durable and are mounted in a protective folder. They provide the user with an ideal method to accurately measure the performance of the coating thickness gauge.

### Features:

- ±2% accuracy, supplied with Calibration Certificate as standard
- Available with either Ferrous (F) or Non-Ferrous (N) substrates
- Each standard is individually serial numbered for traceability
- Can be re-certified by Elcometer to meet ISO requirements
- Standards available in a range of thicknesses
- Special thicknesses can be supplied to meet specific needs
- Coated with a hard wearing film for extended life span



### Technical Specification

C

| Part Number | Description                               | Values (µm)             | Values (mils)            | Certificate |
|-------------|---|-------------------------|--------------------------|-------------|
| T995111262  | 4 Piece Thickness Standards - Ferrous     | Zero, 40, 75, 125, 175  | Zero, 1.6, 3.0, 5.0, 7.0 | ●           |
| T995111271  | 4 Piece Thickness Standards - Non Ferrous | Zero, 40, 75, 125, 175  | Zero, 1.6, 3.0, 5.0, 7.0 | ●           |
| T995111263  | 4 Piece Thickness Standards - Ferrous     | Zero, 50, 80, 125, 200  | Zero, 2.0, 3.0, 5.0, 8.0 | ●           |
| T995111261  | 4 Piece Thickness Standards - Ferrous     | Zero, 50, 150, 250, 500 | Zero, 2.0, 6.0, 10, 20   | ●           |

## Zero Test Plates

## Elcometer 990

Elcometer provides a range of Zero Test Plates. When used in conjunction with a set of foils, Test Plates are ideal to test a coating thickness gauge's functionality and calibration, ideal for when it may be difficult or impractical to obtain an uncoated substrate.

For a list of standards, foils and foil sets, (see page 16).



### Technical Specification

| Description                 | Size           | Size       | Ferrous   | Non-Ferrous | Certificate |
|-----------------------------|----------------|------------|-----------|-------------|-------------|
| Zero Test Plate ±1%         | 50.8 x 25.4mm  | 2.0 x 1.0" | T9994910- | T9994911-   |             |
| Zero Test Plate ±2%         | 76.2 x 50.8mm  | 3.0 x 2.0" | T9999529- | T9999530-   |             |
| Zero Test Plate - large ±2% | 76.2 x 101.6mm | 3.0 x 4.0" | T9994054- | T9994055-   | ○           |

○ Optional Calibration Certificate available.

● Calibration Certificate supplied as standard.

## Elcometer 990



## Calibration Foils Sets

The Elcometer 990 Calibration Foils are ideal for use in the laboratory, on the production line or on site. Calibration foils or 'shims' are the most convenient way of creating a coating thickness standard on the substrate material, surface finish or form. This is the ideal method for adjusting the calibration of the coating thickness gauge to ensure the greatest possible accuracy.

### Features:

- Metric and Imperial values displayed on each foil
- Available individually or in foil sets
- Precision foils with  $\pm 1\%$  accuracy
- Each foil has a unique serial number for traceability
- Available in thicknesses from  $12.5\mu\text{m}$  to 20mm (0.5 to 790mils)

### Technical Specification

C

| Description  | Foil Values ( $\mu\text{m}$ )           | Foil Values (mils)                 | Un-Certified | Certified    |
|--|---|------------------------------------|--------------|--------------|
| Scale 1 Foil Set; 0-1500 $\mu\text{m}$ (0-60mils)  | 25, 50, 125, 250, 500, 1000             | 1.0, 2.0, 5.0, 10, 20, 40          | T99022255-1  | T99022255-1C |
| Scale 2 Foil Set; 0-5mm (0-200mils)                | 25, 50, 125, 250, 500, 1000, 2000, 3000 | 1.0, 2.0, 5.0, 10, 20, 40, 80, 120 | T99022255-2  | T99022255-2C |
| Scale 3 Foil Set; 0-13mm (0-500mils)               | 250, 500, 1000, 2000, 4000, 8000        | 10, 20, 40, 80, 160, 315           | T99022255-3  | T99022255-3C |
| Scale 4 Foil Set; 0-250 $\mu\text{m}$ (0-10mils)   | 12.5, 25, 50, 125, 250                  | 0.5, 1.0, 2.0, 5.0, 10             | T99022255-4  | T99022255-4C |
| Scale 5 Foil Set; 0-500 $\mu\text{m}$ (0-20mils)   | 12.5, 25, 50, 125, 250, 500             | 0.5, 1.0, 2.0, 5.0, 10, 20         | T99022255-5  | T99022255-5C |
| Scale 6 Foil Set; 0-30mm (0-1200mils)              | 1000, 2000, 5000, 9500, 15mm, 25mm      | 40, 80, 200, 375, 590, 980         | T99022255-6  | T99022255-6C |
| Scale M3 Foil Set; 0-500 $\mu\text{m}$ (0-20mils)  | 12.5, 25, 50, 125, 250, 500             | 0.5, 1.0, 2.0, 5.0, 10, 20         | T99022255-7  | T99022255-7C |
| Scale 2B Foil Set <sup>1</sup> ; 0-5mm (0-200mils) | 25, 50, 125, 250, 500, 1000, 2000, 2000 | 1.0, 2.0, 5.0, 10, 20, 40, 80, 80  | T99022255-8  | T99022255-8C |

### Using calibration foils



- Each foil has been independently measured at the centre point.
- For the greatest accuracy, place the probe in the centre of the foil.



Up to 4 foils can be combined to create a wider range of thickness values.

<sup>1</sup>The Scale 2B foil sets are designed for soft coating probes and have a larger foil surface area

## Total Quality Assurance

**ElcoMaster®**  
data management software

Professional inspection reports provide a competitive advantage in today's industrial environment.

The new ElcoMaster® is a fast, easy to use software solution for all your reporting requirements.

Using ElcoMaster® wizard, connecting a gauge to download data is fast and easy

Using ElcoMaster's® inbuilt Report Designer, readings can quickly be displayed on an image or drawing

ElcoMaster® allows you to download all your inspection measurements - from any Elcometer gauge

 Suitable for use in Cloud Computing

Data can be stored in a simple file tree, by project and by inspection type. Data is clearly displayed in tabular format

Readings from different Elcometer gauges can be printed on the same report - and can be quickly inserted into standard report tables

**ElcoMaster®** gives you the power to review your data and produce professional reports quickly and easily.

Internal wizards guide you through each step, from connecting a gauge to generating a report.

### Features:

- Produce and combine measurements from any Elcometer inspection gauge in one report
- Add photographs, limits & notes to your reports
- Export to Excel or other spreadsheet formats
- Print, email or generate .pdf reports
- Design your own reports and drag & drop readings or statistics onto the report
- Combine multiple batches into one report
- Communicate and link with ElcoMaster® Mobile
- Automatic upgrade notifications inform and allow users to upgrade their Elcometer gauges & ElcoMaster® software in the field


**ElcoMaster® Mobile** for iPhone and Android™ allows users to:

- Transfer live readings or batches from Elcometer Bluetooth® gauges to mobile phones, tablets or PC's
- Collect data via collection image templates, identifying where each reading should be taken<sup>1</sup>
- Provides instant data analysis remotely and emails key data, including readings, notes & photographs, etc. - generating .pdf reports<sup>2</sup> from the field to the office

For more information please visit our website at [elcometer.com](http://elcometer.com).



<sup>1</sup> Available on Android only    <sup>2</sup> Available on iOS devices only



**elcometer**<sup>®</sup>  
www.elcometer.com

## ENGLAND

Elcometer Limited  
Manchester M43 6BU  
Tel: +44 (0)161 371 6000  
Fax: +44 (0)161 371 6010  
sales@elcometer.com

## BELGIUM

Elcometer SA  
B-4681 Hermalle /s Argenteau  
Tel: +32 (0)4 379 96 10  
Fax: +32 (0)4 374 06 03  
be\_info@elcometer.com

## FRANCE

Elcometer Sarl  
45380 La Chapelle-Saint-Mesmin  
Tel: +33 (0)2 38 86 33 44  
Fax: +33 (0)2 38 91 37 66  
fr\_info@elcometer.com

## GERMANY

Elcometer Instruments GmbH  
D-73431 Aalen  
Tel: +49(0)7361 52806 0  
Fax: +49(0)7361 52806 77  
de\_info@elcometer.de

## THE NETHERLANDS

Elcometer NL  
Euclideslaan 251  
3584 BV Utrecht  
Tel: +31 (0)30 259 1818  
Fax: +31 (0)30 210 6666  
nl\_info@elcometer.com

## JAPAN

Elcometer KK  
Saint Paul Building,  
6F, 5-14-11, Higashiooi,  
Shinagawa-ku, Tokyo 140-0011  
Tel: +81-(0)3-6869-0770  
Fax: +81-(0)3-6433-1220  
jp\_info@elcometer.com

## REPUBLIC OF SINGAPORE

Elcometer (Asia) Pte Ltd  
Singapore 589472,  
Tel: +65 6462 2822  
Fax: +65 6462 2860  
asia@elcometer.com

## USA

### MICHIGAN

Elcometer Inc  
Rochester Hills Michigan 48309  
Tel: +1 248 650 0500  
Toll Free: 800 521 0635  
Fax: +1 248 650 0501  
inc@elcometer.com

### TEXAS

Elcometer of Houston  
1146 Sheffield, Unit D,  
Houston, TX 77015  
Tel: +1 713 450 0631  
Toll Free: 800 521 0635  
Fax: +1 713 450 0632  
inc@elcometer.com

Elcometer 456 Models S & T: Made for iPhone 6 Plus, iPhone 6, iPhone 5s, iPhone 5c, iPhone 5, iPhone 4s, iPhone 4, iPad Air 2, iPad mini 3, iPad Air, iPad mini 2, iPad (3rd and 4th generation), iPad mini, iPad 2, and iPod touch (4th and 5th generation).

"Made for iPod," "Made for iPhone," and "Made for iPad" mean that an electronic accessory has been designed to connect specifically to iPod, iPhone, or iPad, respectively, and has been certified by the developer to meet Apple performance standards. Apple is not responsible for the operation of this device or its compliance with safety and regulatory standards. Please note that the use of this accessory with iPod, iPhone, or iPad may affect wireless performance.

iPad, iPhone, and iPod touch are trademarks of Apple Inc., registered in the U.S. and other countries. App Store is a trademark of Apple Inc., registered in the U.S. and other countries. Suitable for mobile devices running Android software version 2.1 and upwards. Android™ and Google Play are trademarks of Google Inc. Elcometer and ElcoMaster® are registered trademarks of Elcometer Limited. All other trademarks acknowledged.

Due to our policy of continuous improvement, Elcometer Limited reserves the right to change specifications without notice. All gauges come with a 1 year warranty as standard, the Elcometer 456 is extendable within 60 days from date of purchase, free of charge, to 2 years via www.elcometer.com

© Elcometer Limited, 2015. All rights reserved. No part of this document may be reproduced, transmitted, stored (in a retrieval system or otherwise), or translated into any language, in any form, or by any means, without the prior written permission of Elcometer Limited.